

StucCoat 3-Coat with Continuous Insulation and Securock ExoAir 430

Three-Coat Portland Cement Plaster Applied to Metal or Wood Framed Walls with
Securock ExoAir 430 Board as Manufactured by USG and Continuous Insulation

DS1034

StucCoat 3-Coat with Continuous Insulation and Securock ExoAir 430 Installation Details

Table of Contents

Detail

STUCCOAT 3-COAT WITH CONTINUOUS INSULATION AND SECUROCK EXOAIR 430 SYSTEM CUTAWAY	SCTC-CI-SE430-01
FLANGED WINDOW HEAD	SCTC-CI-SE430-02
FLANGED WINDOW JAMB	SCTC-CI-SE430-03
FLANGED WINDOW SILL	SCTC-CI-SE430-04
STOREFRONT WINDOW SILL	SCTC-CI-SE430-05
STOREFRONT WINDOW JAMB	SCTC-CI-SE430-06
STOREFRONT WINDOW SILL	SCTC-CI-SE430-07
SLOPED WINDOW SILL	SCTC-CI-SE430-08
OUTSIDE CORNER	SCTC-CI-SE430-09
INSIDE CORNER	SCTC-CI-SE430-10
INSIDE CORNER CONTROL JOINT	SCTC-CI-SE430-11
SOFFIT/FASCIA INTERSECTION	SCTC-CI-SE430-12
EXPANSION JOINT INTERSECTION	SCTC-CI-SE430-13
PIPE RAILING ATTACHMENT	SCTC-CI-SE430-14
PENETRATION	SCTC-CI-SE430-15
TERMINATION AT CONCRETE FOUNDATION	SCTC-CI-SE430-16
TERMINATION AT ROOF/WALL INTERSECTION	SCTC-CI-SE430-17
TERMINATION AT ROOF/WALL INTERSECTION -FLAT ROOF	SCTC-CI-SE430-18
TERMINATION AT ROOF/WALL INTERSECTION -SHINGLED ROOF	SCTC-CI-SE430-19
TERMINATION AT PARAPET/WALL INTERSECTION	SCTC-CI-SE430-20
PARAPET FLASHING	SCTC-CI-SE430-21
EPS CORNICE	SCTC-CI-SE430-22
HORIZONTAL FLASHING AND EXPANSION JOINT	SCTC-CI-SE430-23
HORIZONTAL EXPANSION JOINT	SCTC-CI-SE430-24
TWO PIECE HORIZONTAL EXPANSION JOINT	SCTC-CI-SE430-25
HORIZONTAL TERMINATION AT BRICK WALL	SCTC-CI-SE430-26
HORIZONTAL TERMINATION AT LAP SIDING	SCTC-CI-SE430-27

NOTE:

TREMCO CPG MAKES NO REPRESENTATION REGARDING CONFORMITY OF ITS SUGGESTIONS TO MODEL BUILDING CODES, ENGINEERING CRITERIA, SPECIFIC APPLICATIONS, OR PROJECT LOCATIONS. ALL COMPONENTS INDICATED IN ILLUSTRATIONS, AS WELL AS OTHERS THAT MAY BE REQUIRED FOR THE INTEGRITY OF THE SYSTEM SHALL BE DESIGNED, DETAILED, AND ENGINEERED BY REPRESENTATIVES OF THE ARCHITECT, OWNER, OR CONTRACTOR TO BE IN CONFORMANCE WITH MODEL CODES, ARCHITECTURAL, AND ENGINEERING REQUIREMENTS PERTAINING TO SPECIFIC BUILDING PROJECTS.

TREMCO CPG MAKES NO WARRANTY, EXPRESSED OR IMPLIED, AS TO THE ARCHITECTURAL DESIGN, ENGINEERING, OR WORKMANSHIP OF PROJECTS UTILIZING TREMCO CPG SYSTEMS OR PRODUCTS.

THE LIABILITIES OF TREMCO CPG SHALL BE AS STATED IN THE STANDARD WARRANTY. CONTACT TREMCO CPG FOR A FULL AND COMPLETE COPY OF THE WARRANTY.

This detail is for general informational purposes, only. The project design professional determines, in its sole discretion, whether this detail or a functionally equivalent detail is best suited for the project with respect to any architecture, engineering, and design requirements, including any local building code requirements. If this document is not reviewed and the product is not approved for use by a licensed design professional, the customer agrees that the detail may contain substantive flaws requiring correction, and hereby releases Tremco CPG Inc. and USG from any and all liability related to the design and installation of the product. This detail is subject to change without notice. Contact Tremco and USG to ensure you have the most recent version.

StucCoat 3-Coat with Continuous Insulation and Securock ExoAir 430

Detail: Table of Contents

File Name:

Drawn by: KAB

Checked by: AL

Scale: NTS

TOC

Revision #: 00

Revised by: -

Date: 1/17/2025

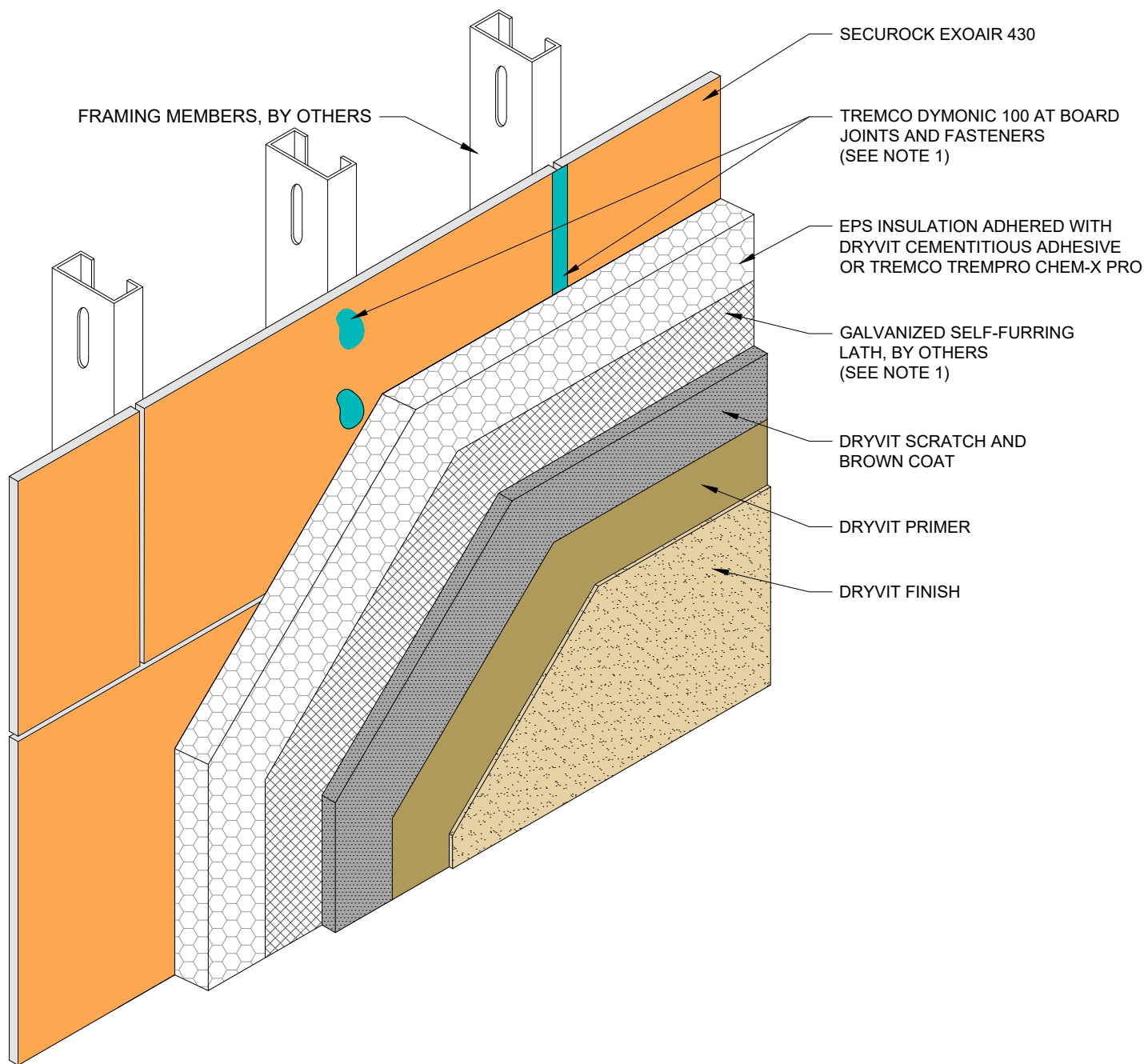


Dryvit Technical Support: 800-556-7752



Construction Products Group

www.tremcocpg.com



NOTES:

1. APPLY DYMONIC 100 ENSURING MINIMUM OVERLAP OF $\frac{3}{4}$ " (19 MM) ONTO EACH PANEL AT 40 MILS.

This detail is for general informational purposes, only. The project design professional determines, in its sole discretion, whether this detail or a functionally equivalent detail is best suited for the project with respect to any architecture, engineering, and design requirements, including any local building code requirements. If this document is not reviewed and the product is not approved for use by a licensed design professional, the customer agrees that the detail may contain substantive flaws requiring correction, and hereby releases Tremco CPG Inc. and USG from any and all liability related to the design and installation of the product. This detail is subject to change without notice. Contact Tremco and USG to ensure you have the most recent version.

StucCoat 3-Coat with Continuous Insulation and Securock ExoAir 430

USG **TREMCO**
SECUROCK® EXOAIR® 430
 Technical Support: 866-209-2404

Detail: StucCoat 3-Coat with Continuous Insulation and Securock ExoAir 430 System Cutaway

Drawn by: KAB

Checked by: AL

Scale: NTS

Revision #: 00

Revised by: -

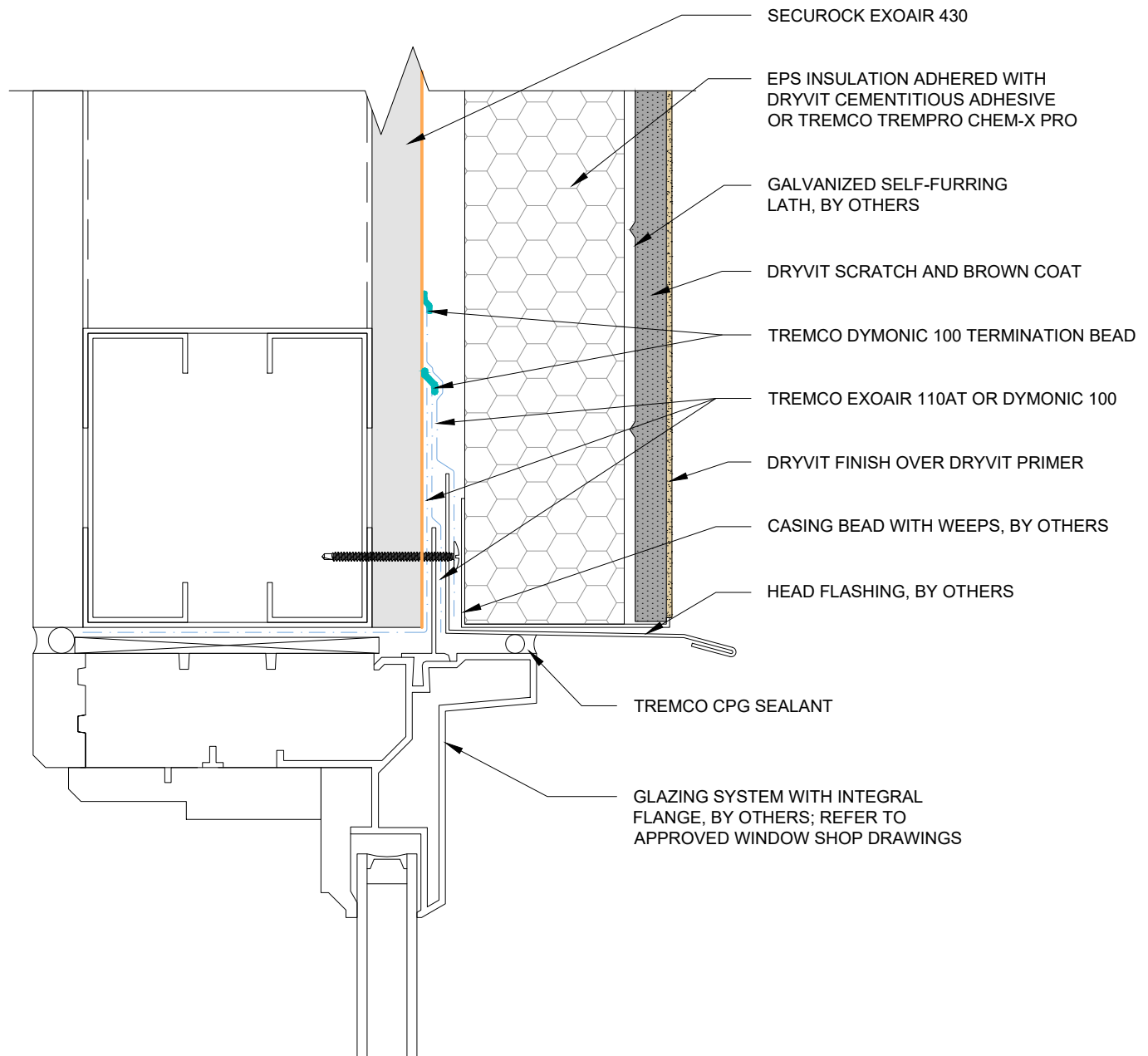
Date: 1/17/2025

File Name:

SCTC-CI-SE430-01

TREMCO
 Construction Products Group

www.tremcocpg.com



This detail is for general informational purposes, only. The project design professional determines, in its sole discretion, whether this detail or a functionally equivalent detail is best suited for the project with respect to any architecture, engineering, and design requirements, including any local building code requirements. If this document is not reviewed and the product is not approved for use by a licensed design professional, the customer agrees that the detail may contain substantive flaws requiring correction, and hereby releases Tremco CPG Inc. and USG from any and all liability related to the design and installation of the product. This detail is subject to change without notice. Contact Tremco and USG to ensure you have the most recent version.

StucCoat 3-Coat with Continuous Insulation and Securock ExoAir 430

Detail: Flanged Window Head

Drawn by: KAB

Checked by: AL

Scale: 6" = 1'-0"

Revision #: 00

Revised by: -

Date: 1/17/2025

File Name:

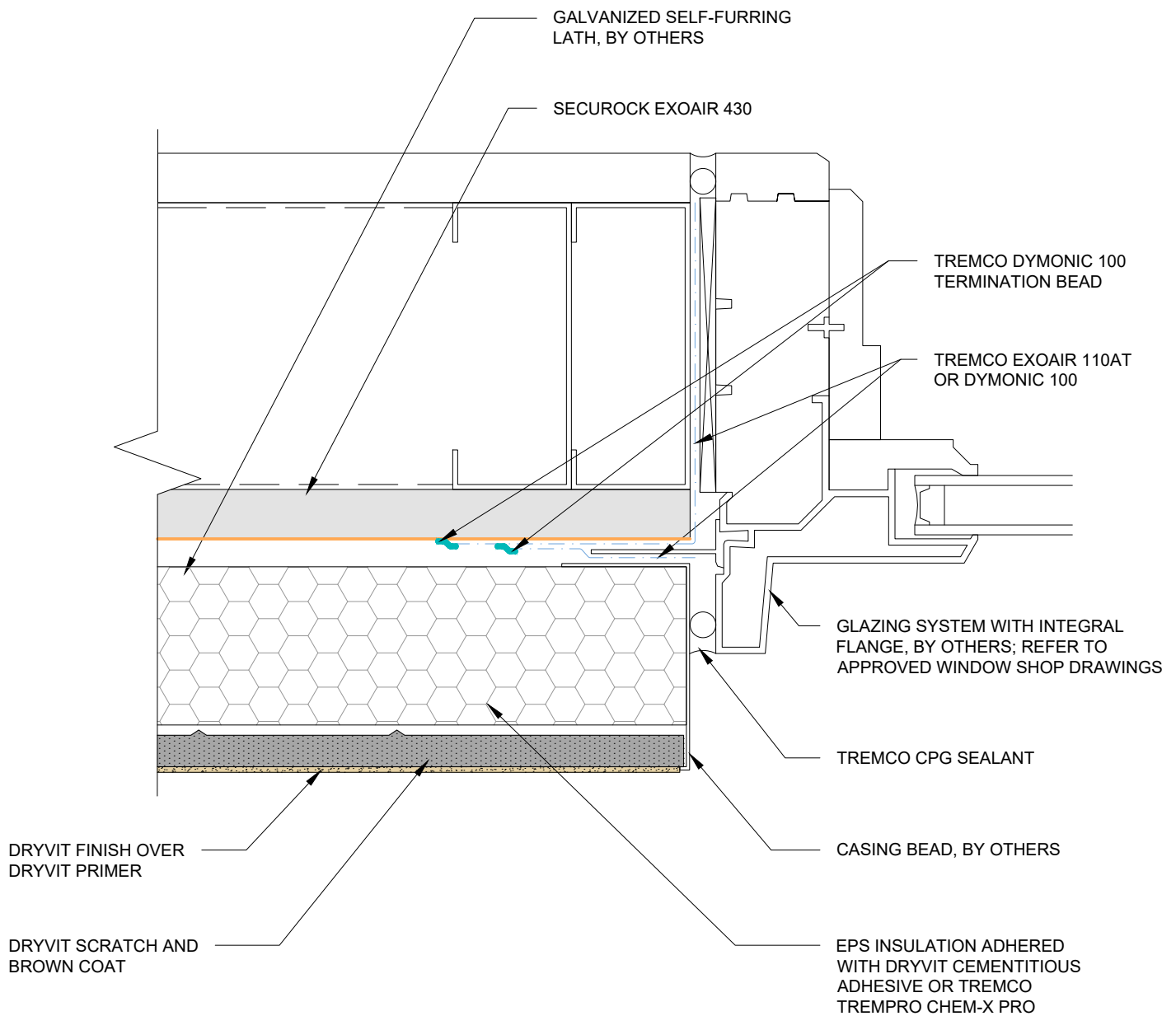
SCTC-CI-SE430-02

USG **TREMCO**
SECURock® EXOAIR® 430

Technical Support: 866-209-2404

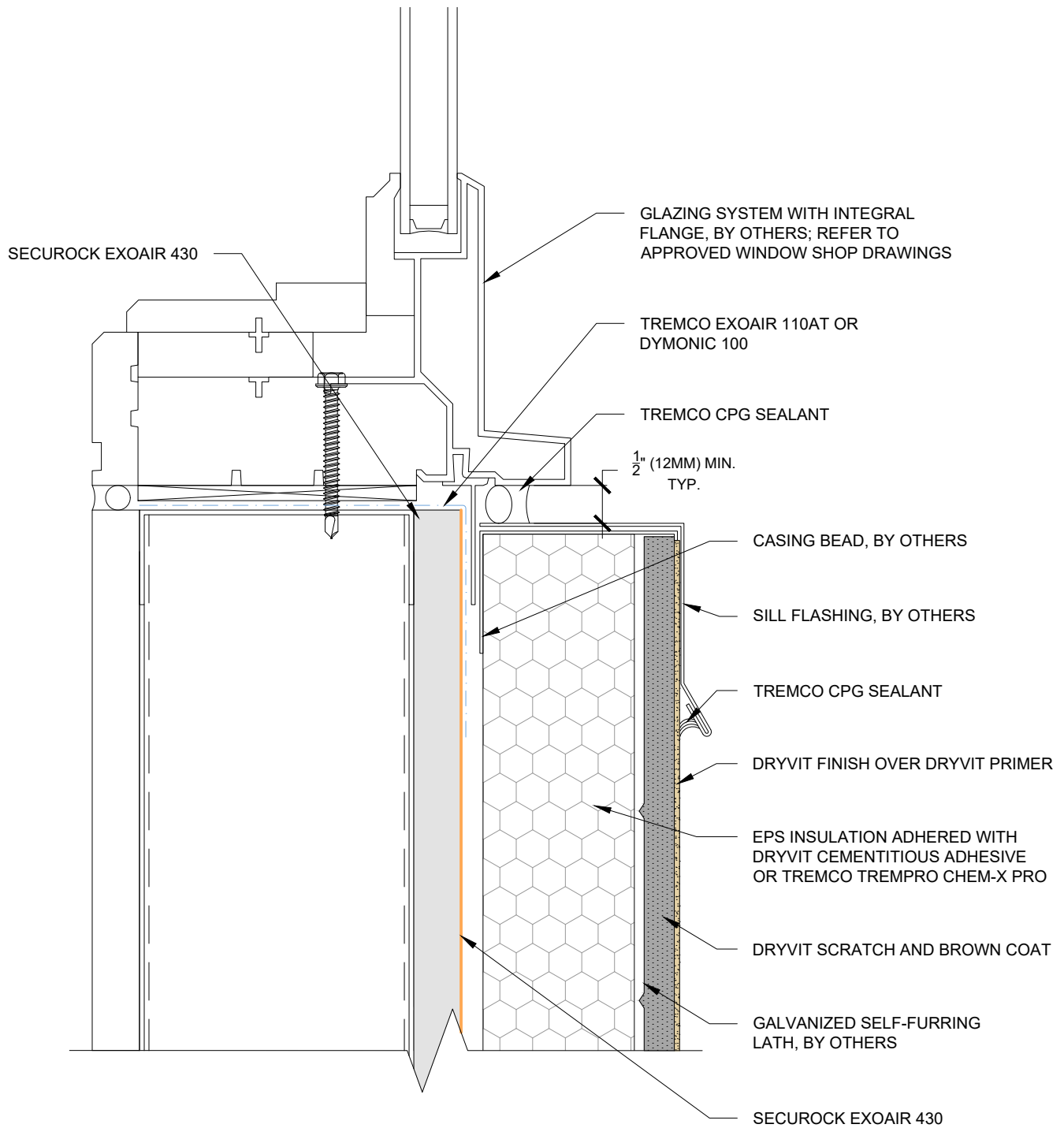
www.tremcocpg.com

TREMCO
Construction Products Group



This detail is for general informational purposes, only. The project design professional determines, in its sole discretion, whether this detail or a functionally equivalent detail is best suited for the project with respect to any architecture, engineering, and design requirements, including any local building code requirements. If this document is not reviewed and the product is not approved for use by a licensed design professional, the customer agrees that the detail may contain substantive flaws requiring correction, and hereby releases Tremco CPG Inc. and USG from any and all liability related to the design and installation of the product. This detail is subject to change without notice. Contact Tremco and USG to ensure you have the most recent version.

StucCoat 3-Coat with Continuous Insulation and Securock ExoAir 430



This detail is for general informational purposes, only. The project design professional determines, in its sole discretion, whether this detail or a functionally equivalent detail is best suited for the project with respect to any architecture, engineering, and design requirements, including any local building code requirements. If this document is not reviewed and the product is not approved for use by a licensed design professional, the customer agrees that the detail may contain substantive flaws requiring correction, and hereby releases Tremco CPG Inc. and USG from any and all liability related to the design and installation of the product. This detail is subject to change without notice. Contact Tremco and USG to ensure you have the most recent version.

StucCoat 3-Coat with Continuous Insulation and Securock ExoAir 430

Detail: Flanged Window Sill

Drawn by: KAB

Checked by: AL

Scale: 6" = 1'-0"

Revision #: 00

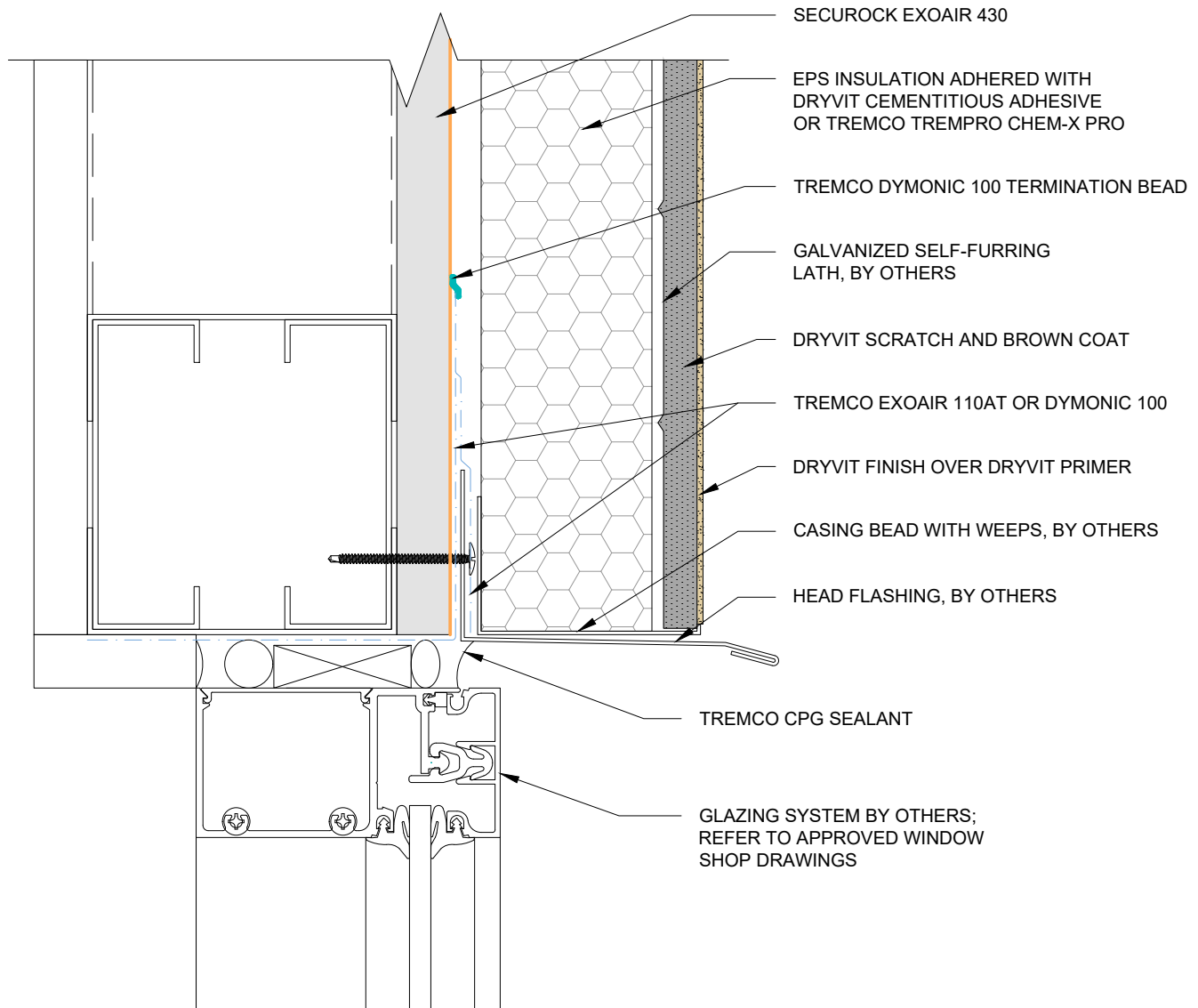
Revised by: -

Date: 1/17/2025

www.tremcocpg.com

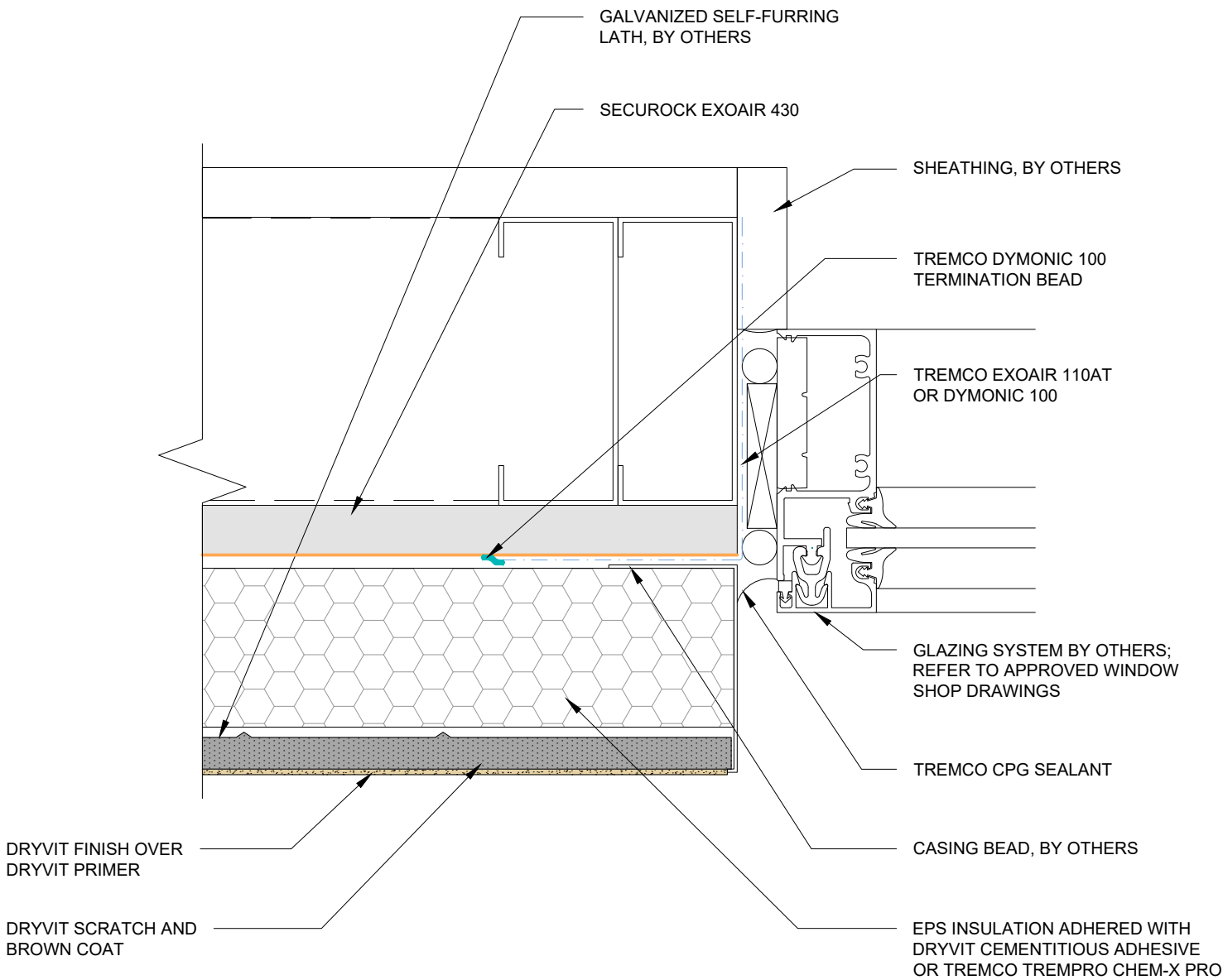
File Name:

SCTC-CI-SE430-04





This detail is for general informational purposes, only. The project design professional determines, in its sole discretion, whether this detail or a functionally equivalent detail is best suited for the project with respect to any architecture, engineering, and design requirements, including any local building code requirements. If this document is not reviewed and the product is not approved for use by a licensed design professional, the customer agrees that the detail may contain substantive flaws requiring correction, and hereby releases Tremco CPG Inc. and USG from any and all liability related to the design and installation of the product. This detail is subject to change without notice. Contact Tremco and USG to ensure you have the most recent version.

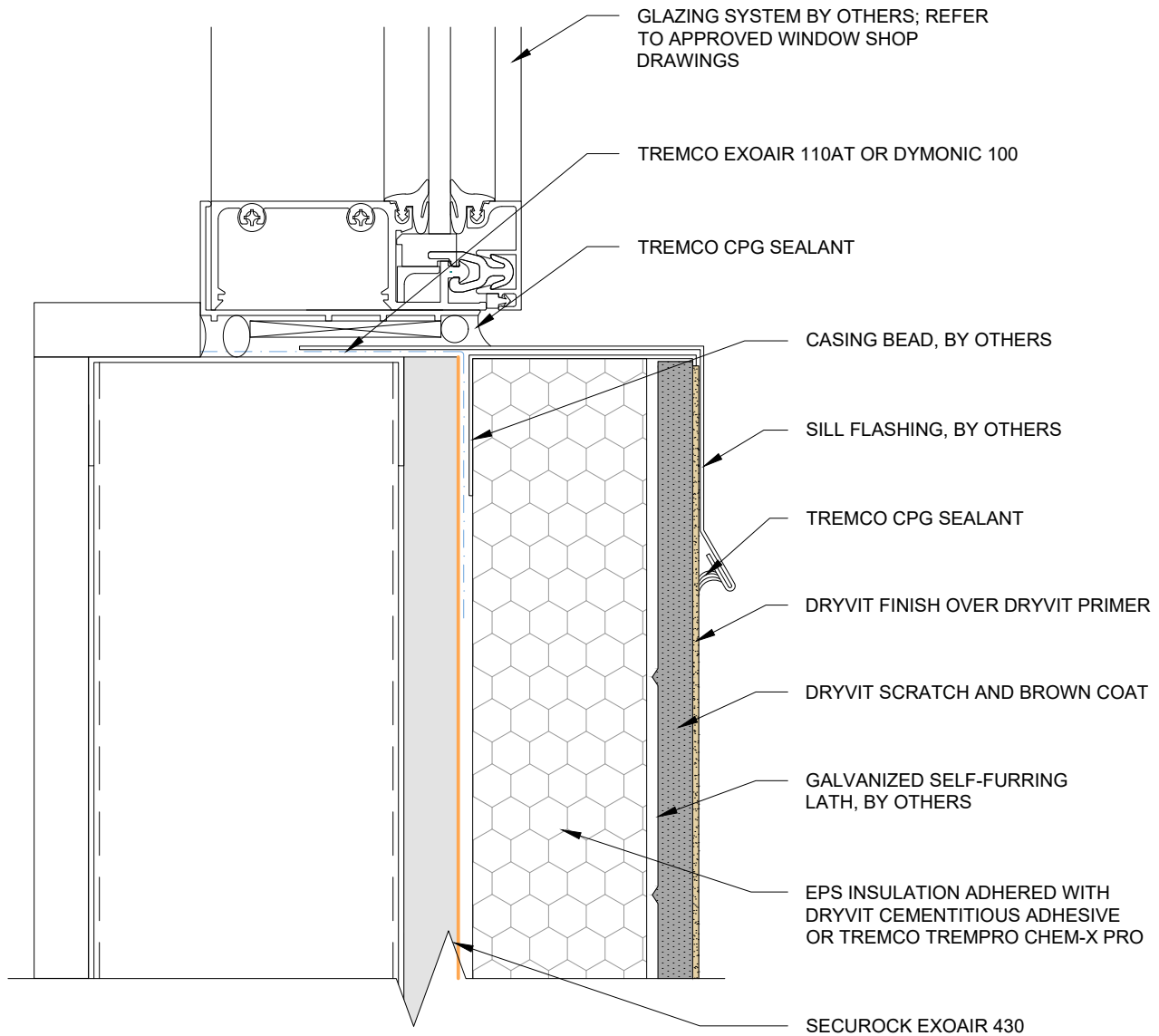
StucCoat 3-Coat with Continuous Insulation and Securock ExoAir 430



This detail is for general informational purposes, only. The project design professional determines, in its sole discretion, whether this detail or a functionally equivalent detail is best suited for the project with respect to any architecture, engineering, and design requirements, including any local building code requirements. If this document is not reviewed and the product is not approved for use by a licensed design professional, the customer agrees that the detail may contain substantive flaws requiring correction, and hereby releases Tremco CPG Inc. and USG from any and all liability related to the design and installation of the product. This detail is subject to change without notice. Contact Tremco and USG to ensure you have the most recent version.

StucCoat 3-Coat with Continuous Insulation and Securock ExoAir 430

 SECUROCK® EXOAIR® 430 <small>Technical Support: 866-209-2404</small>	Detail: Storefront Window Jamb			File Name:	
	Drawn by: KAB	Checked by: AL	Scale: 6" = 1'-0"	SCTC-CI-SE430-06	
	Revision #: 00	Revised by: -	Date: 1/17/2025		
			www.tremcocpg.com		



This detail is for general informational purposes, only. The project design professional determines, in its sole discretion, whether this detail or a functionally equivalent detail is best suited for the project with respect to any architecture, engineering, and design requirements, including any local building code requirements. If this document is not reviewed and the product is not approved for use by a licensed design professional, the customer agrees that the detail may contain substantive flaws requiring correction, and hereby releases Tremco CPG Inc. and USG from any and all liability related to the design and installation of the product. This detail is subject to change without notice. Contact Tremco and USG to ensure you have the most recent version.

StucCoat 3-Coat with Continuous Insulation and Securock ExoAir 430

USG | **TREMCO**
SECUROCK® EXOAIR® 430

Technical Support: 866-209-2404

Detail: Storefront Window Sill

Drawn by: KAB

Checked by: AL

Scale: 6" = 1'-0"

Revision #: 00

Revised by: -

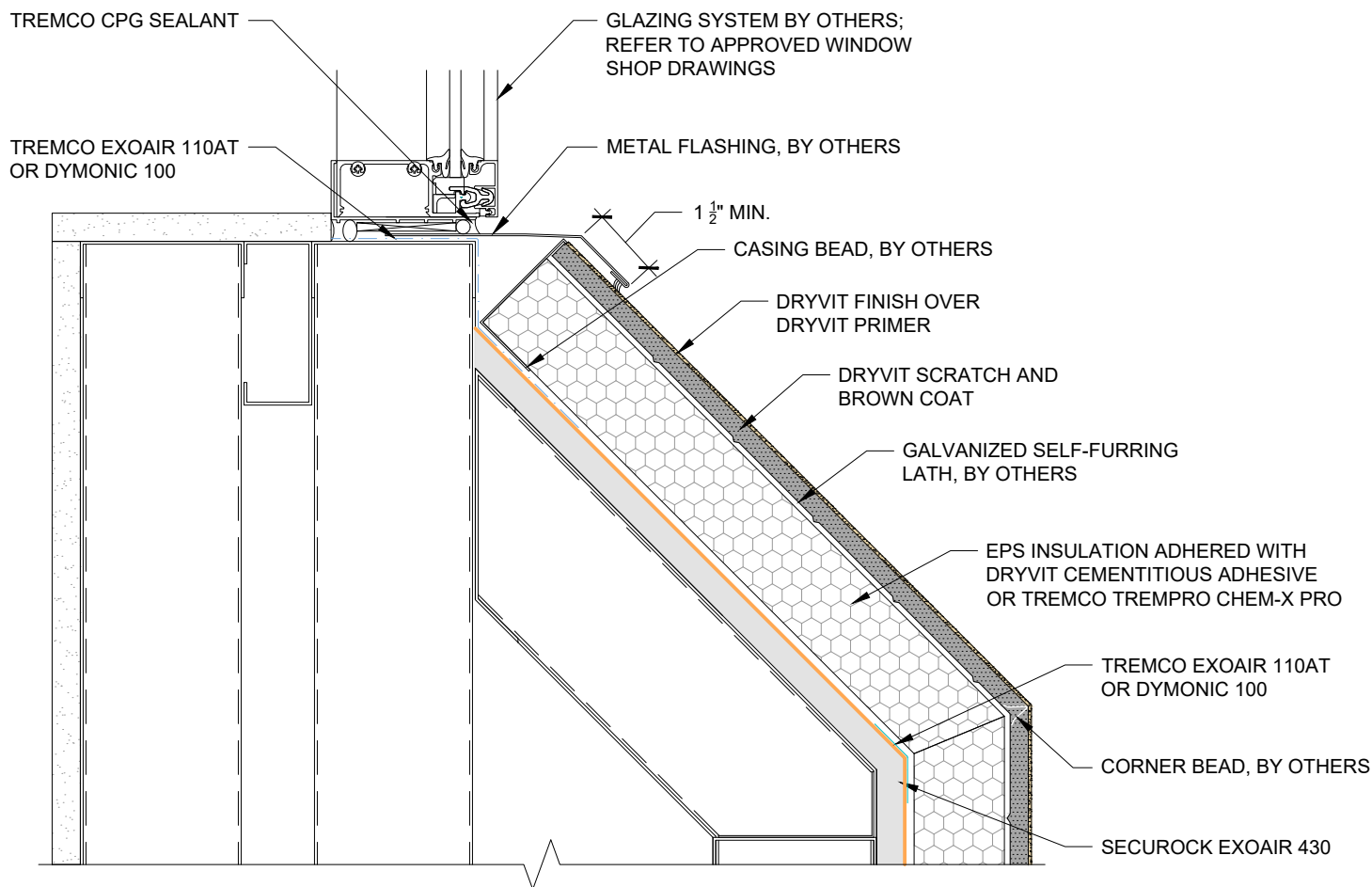
Date: 1/17/2025

File Name:

SCTC-CI-SE430-07

TREMCO
 Construction Products Group

www.tremcocpg.com



This detail is for general informational purposes, only. The project design professional determines, in its sole discretion, whether this detail or a functionally equivalent detail is best suited for the project with respect to any architecture, engineering, and design requirements, including any local building code requirements. If this document is not reviewed and the product is not approved for use by a licensed design professional, the customer agrees that the detail may contain substantive flaws requiring correction, and hereby releases Tremco CPG Inc. and USG from any and all liability related to the design and installation of the product. This detail is subject to change without notice. Contact Tremco and USG to ensure you have the most recent version.

StucCoat 3-Coat with Continuous Insulation and Securock ExoAir 430

Detail: Sloped Window Sill

Drawn by: KAB

Checked by: AL

Scale: 3" = 1'-0"

Revision #: 00

Revised by: -

Date: 1/17/2025

File Name:

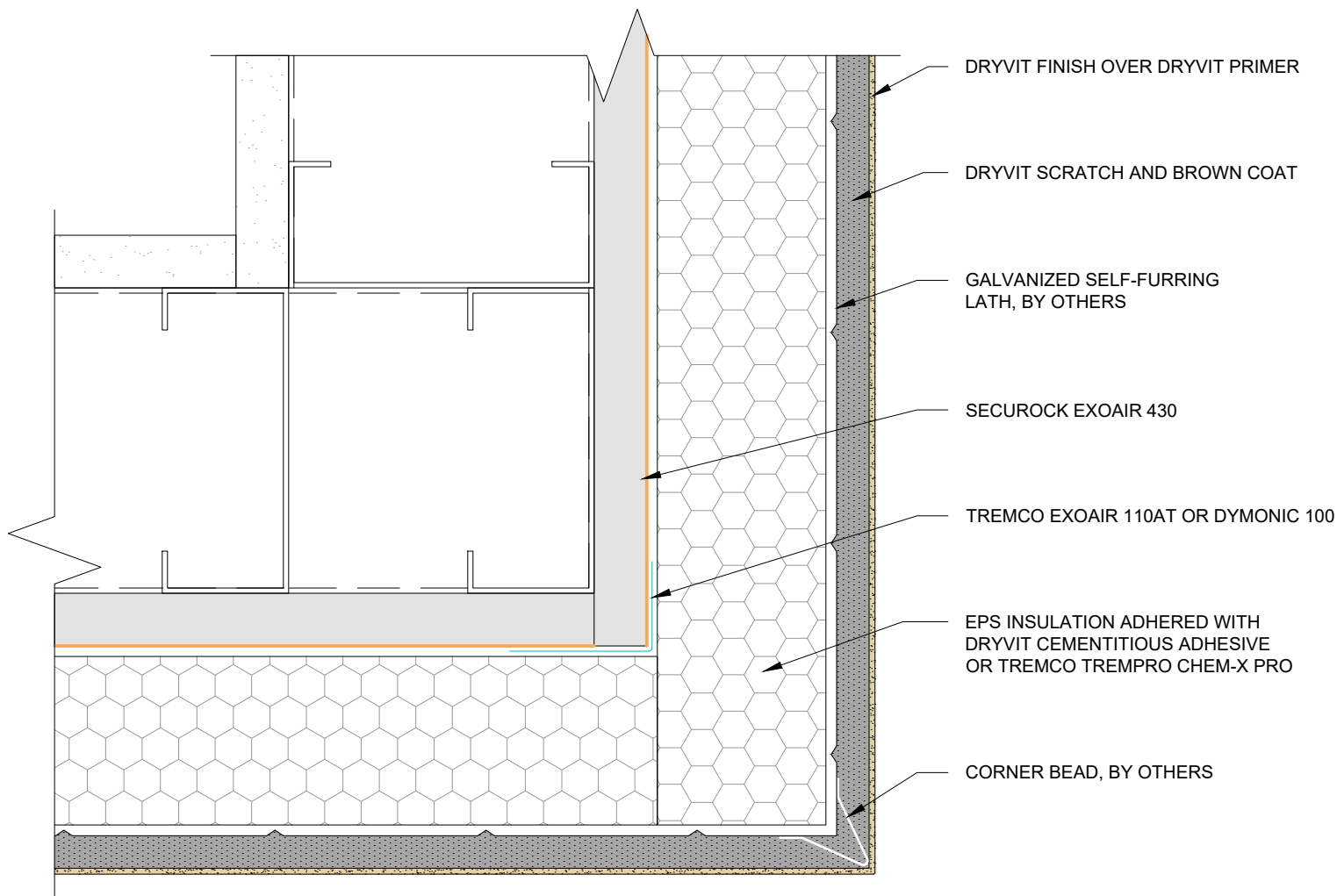
SCTC-CI-SE430-08

USG | **TREMCO**
SECUROCK® EXOAIR® 430

Technical Support: 866-209-2404

www.tremcocpg.com

TREMCO
Construction Products Group



This detail is for general informational purposes, only. The project design professional determines, in its sole discretion, whether this detail or a functionally equivalent detail is best suited for the project with respect to any architecture, engineering, and design requirements, including any local building code requirements. If this document is not reviewed and the product is not approved for use by a licensed design professional, the customer agrees that the detail may contain substantive flaws requiring correction, and hereby releases Tremco CPG Inc. and USG from any and all liability related to the design and installation of the product. This detail is subject to change without notice. Contact Tremco and USG to ensure you have the most recent version.

StucCoat 3-Coat with Continuous Insulation and Securock ExoAir 430

Detail: Outside Corner

Drawn by: KAB

Checked by: AL

Scale: 6" = 1'-0"

Revision #: 00

Revised by: -

Date: 1/17/2025

File Name:

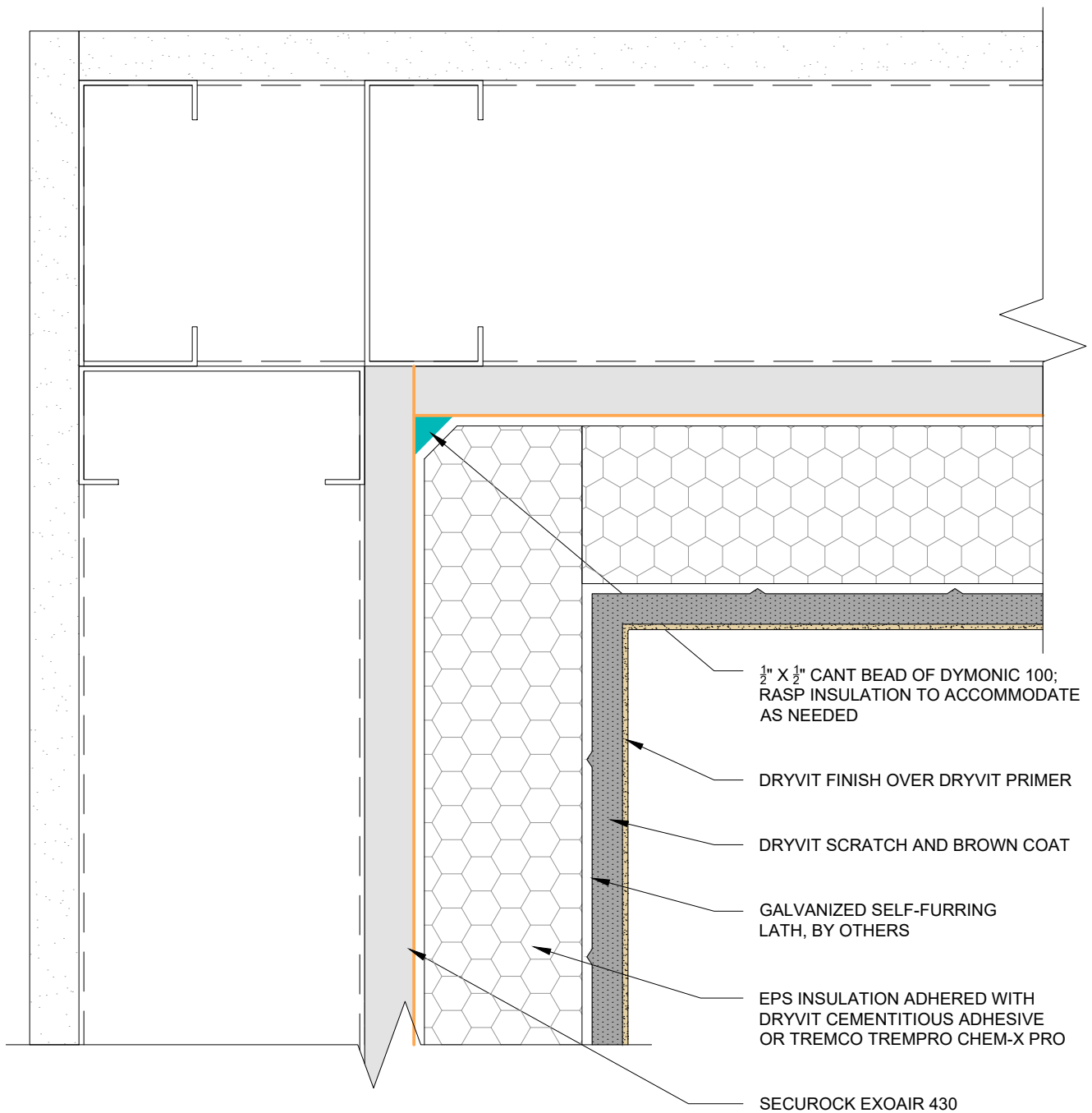
SCTC-CI-SE430-09

USG **TREMCO**
SECUROCK® EXOAIR® 430

Technical Support: 866-209-2404

www.tremcocpg.com

TREMCO
Construction Products Group



This detail is for general informational purposes, only. The project design professional determines, in its sole discretion, whether this detail or a functionally equivalent detail is best suited for the project with respect to any architecture, engineering, and design requirements, including any local building code requirements. If this document is not reviewed and the product is not approved for use by a licensed design professional, the customer agrees that the detail may contain substantive flaws requiring correction, and hereby releases Tremco CPG Inc. and USG from any and all liability related to the design and installation of the product. This detail is subject to change without notice. Contact Tremco and USG to ensure you have the most recent version.

StucCoat 3-Coat with Continuous Insulation and Securock ExoAir 430



Technical Support: 866-209-2404

Detail: Inside Corner

Drawn by: KAB

Checked by: AL

Scale: 6" = 1'-0"

Revision #: 00

Revised by: -

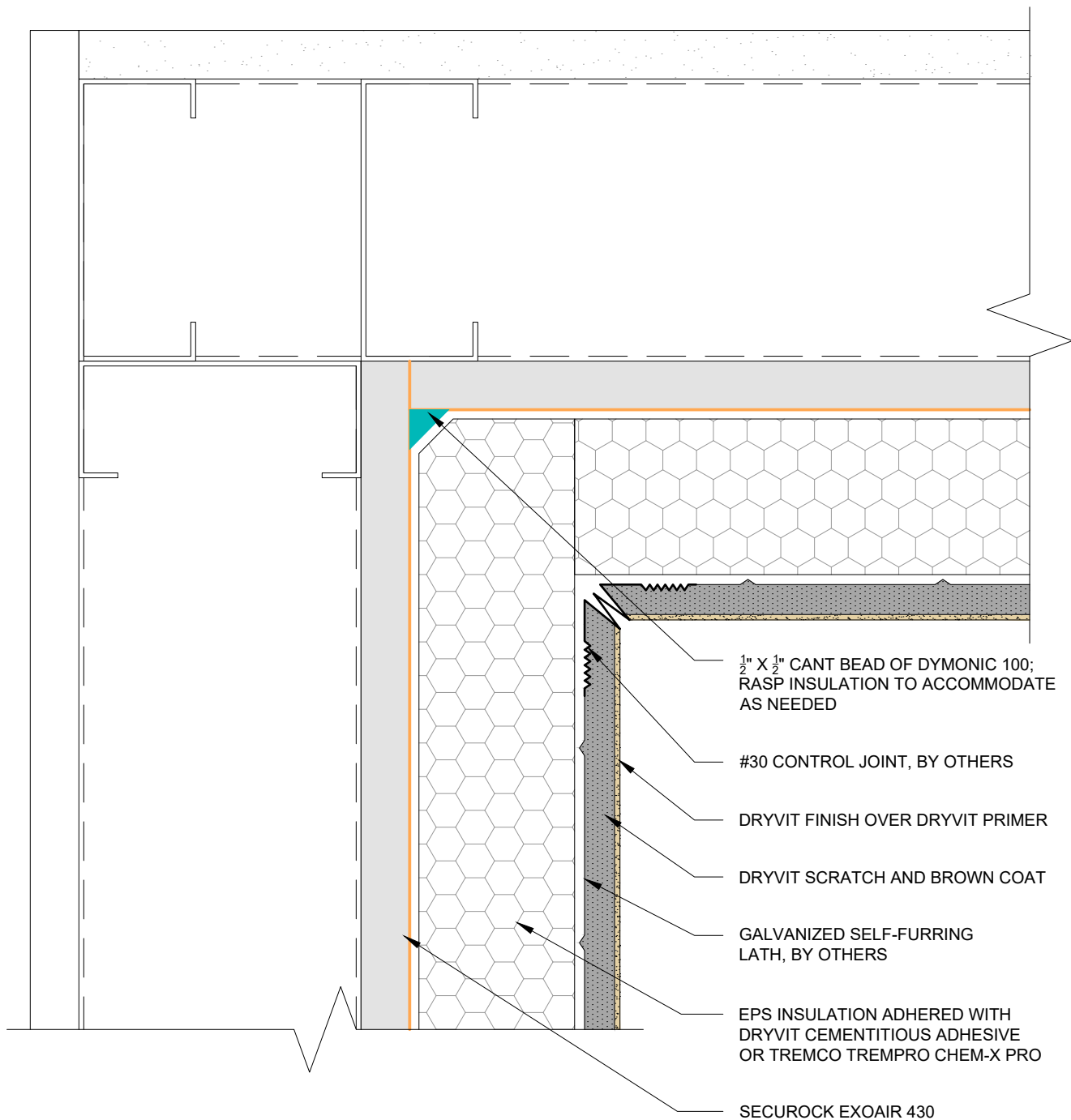
Date: 1/17/2025

File Name:

SCTC-CI-SE430-10

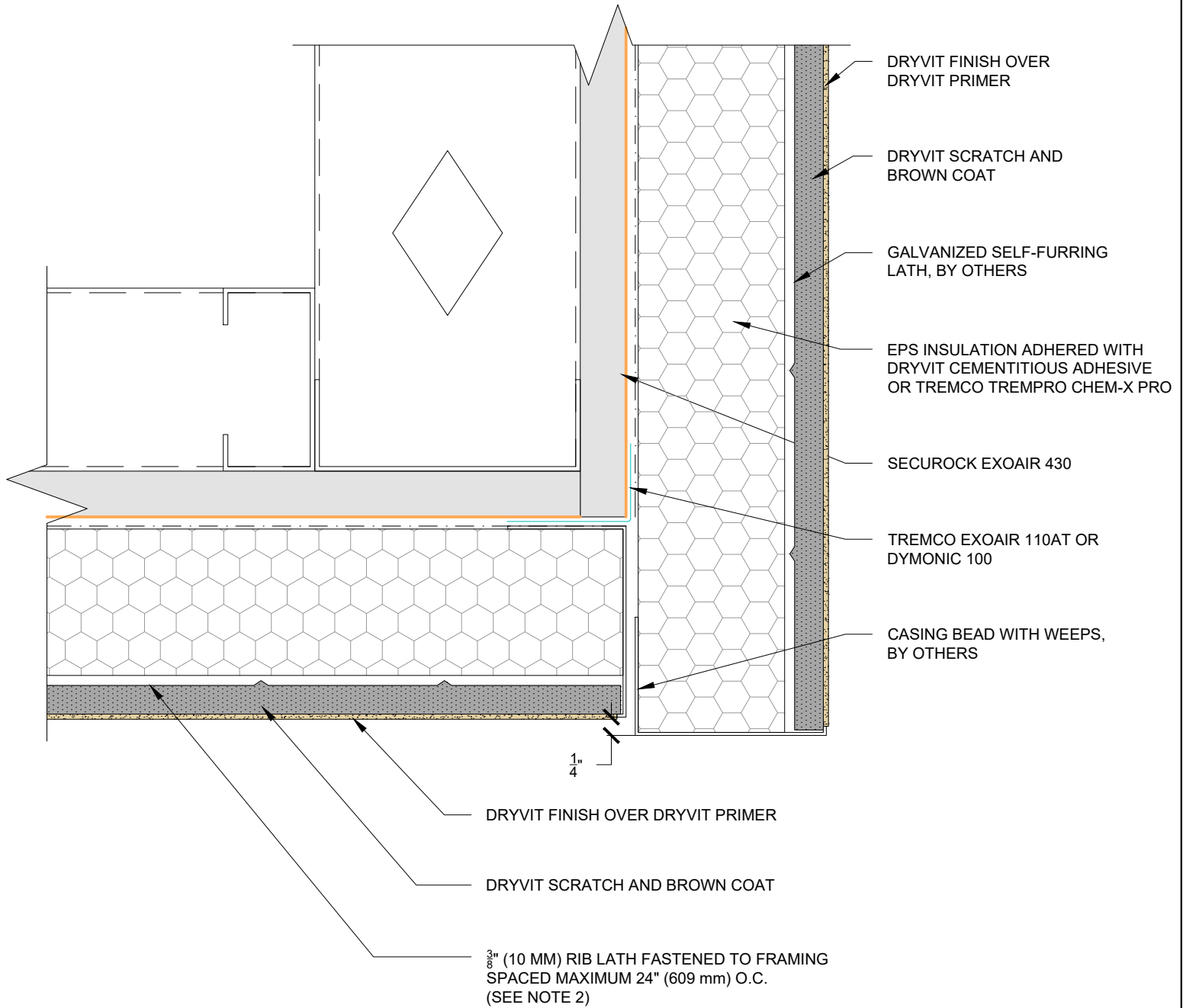


www.tremcocpg.com



This detail is for general informational purposes only. The project design professional determines, in its sole discretion, whether this detail or a functionally equivalent detail is best suited for the project with respect to any architecture, engineering, and design requirements, including any local building code requirements. If this document is not reviewed and the product is not approved for use by a licensed design professional, the customer agrees that the detail may contain substantive flaws requiring correction, and hereby releases Tremco CPG Inc. and USG from any and all liability related to the design and installation of the product. This detail is subject to change without notice. Contact Tremco and USG to ensure you have the most recent version.

StucCoat 3-Coat with Continuous Insulation and Securock ExoAir 430





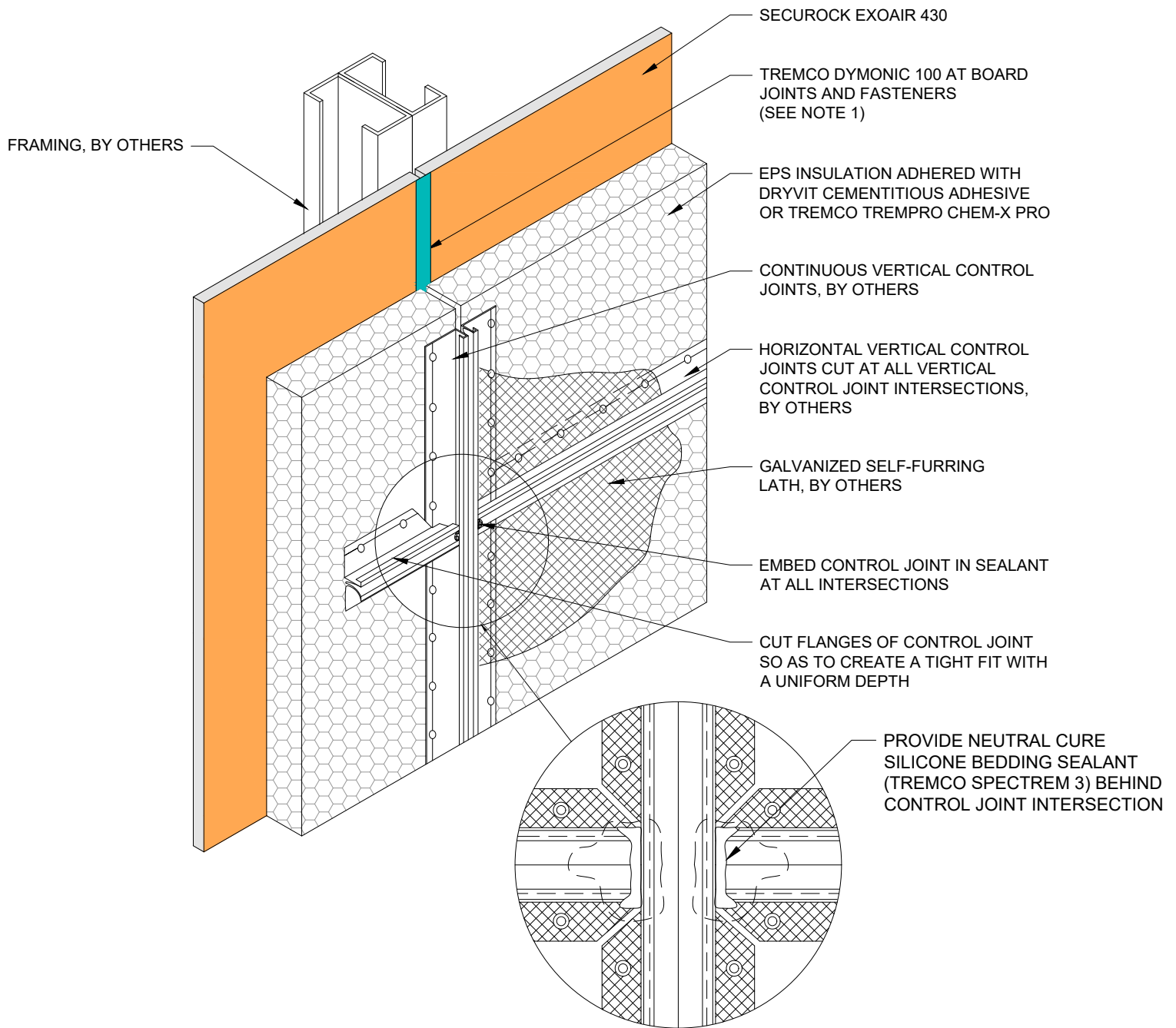
NOTES:

- FRAMING JOIST SPACED AT 24" (609 MM) REQUIRES $\frac{3}{8}$ " (10 MM) RIB LATH PERPENDICULAR TO JOISTS.

This detail is for general informational purposes, only. The project design professional determines, in its sole discretion, whether this detail or a functionally equivalent detail is best suited for the project with respect to any architecture, engineering, and design requirements, including any local building code requirements. If this document is not reviewed and the product is not approved for use by a licensed design professional, the customer agrees that the detail may contain substantive flaws requiring correction, and hereby releases Tremco CPG Inc. and USG from any and all liability related to the design and installation of the product. This detail is subject to change without notice. Contact Tremco and USG to ensure you have the most recent version.

StucCoat 3-Coat with Continuous Insulation and Securock ExoAir 430

 SECUROCK® EXOAIR® 430 <small>Technical Support: 866-209-2404</small>	Detail: Soffit/Fascia Intersection			File Name:	 TREMCO <i>Construction Products Group</i>
	Drawn by: KAB	Checked by: AL	Scale: 6" = 1'-0"	SCTC-CI-SE430-12	
	Revision #: 00	Revised by: -	Date: 1/17/2025		
	www.tremcocpg.com				



NOTES:

1. LATH TO LAP OVER CONTROL JOINT FLANGES.
2. FRAMING BACKING IS REQUIRED AT ALL CONTROL JOINTS.

This detail is for general informational purposes, only. The project design professional determines, in its sole discretion, whether this detail or a functionally equivalent detail is best suited for the project with respect to any architecture, engineering, and design requirements, including any local building code requirements. If this document is not reviewed and the product is not approved for use by a licensed design professional, the customer agrees that the detail may contain substantive flaws requiring correction, and hereby releases Tremco CPG Inc. and USG from any and all liability related to the design and installation of the product. This detail is subject to change without notice. Contact Tremco and USG to ensure you have the most recent version.

StucCoat 3-Coat with Continuous Insulation and Securock ExoAir 430



Detail: Expansion Joint Intersection

Drawn by: KAB

Checked by: AL

Revision #: 00

Revised by: -

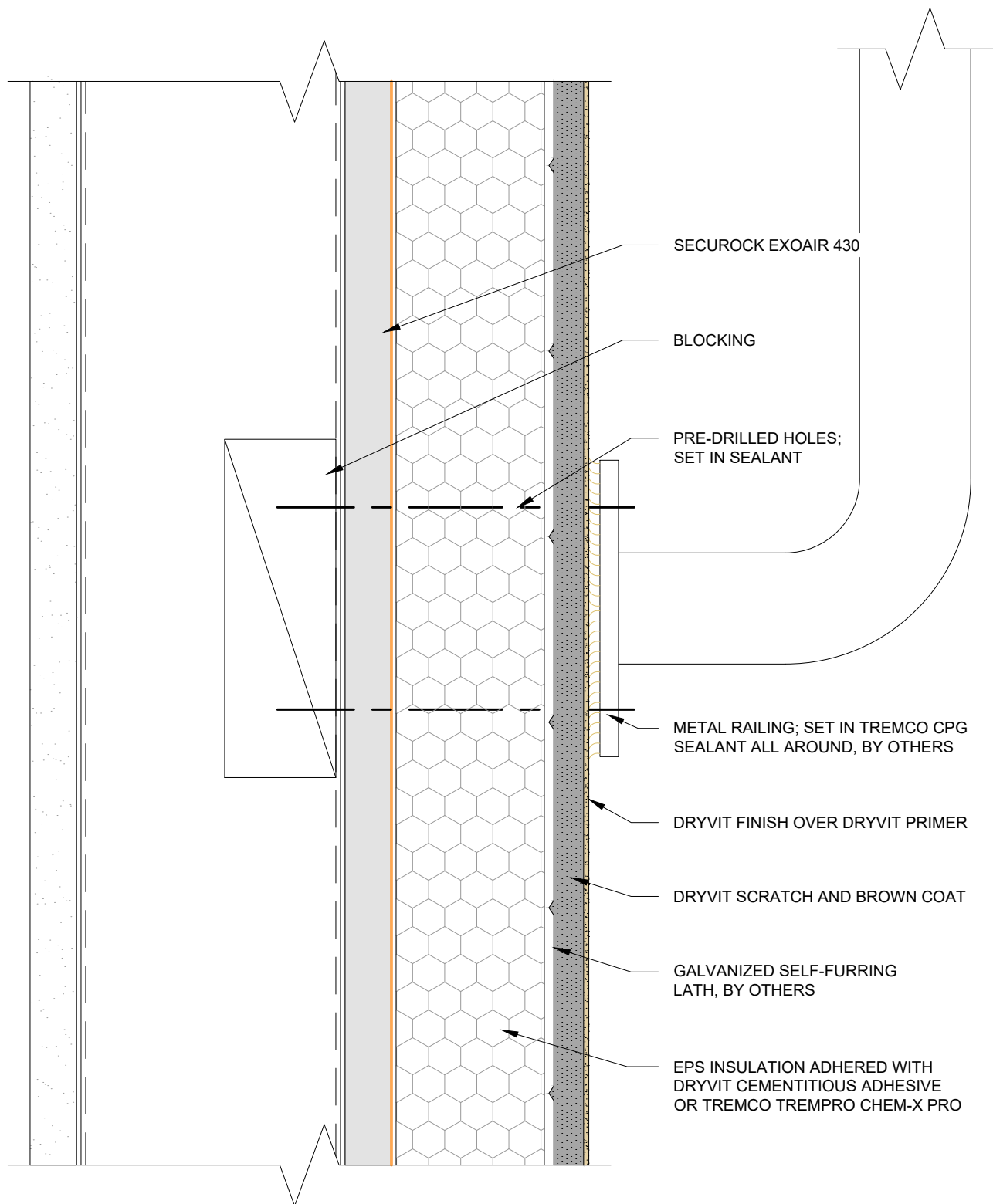
Scale: 6" = 1'-0"

Date: 1/17/2025

File Name:

SCTC-CI-SE430-13





This detail is for general informational purposes, only. The project design professional determines, in its sole discretion, whether this detail or a functionally equivalent detail is best suited for the project with respect to any architecture, engineering, and design requirements, including any local building code requirements. If this document is not reviewed and the product is not approved for use by a licensed design professional, the customer agrees that the detail may contain substantive flaws requiring correction, and hereby releases Tremco CPG Inc. and USG from any and all liability related to the design and installation of the product. This detail is subject to change without notice. Contact Tremco and USG to ensure you have the most recent version.

StucCoat 3-Coat with Continuous Insulation and Securock ExoAir 430

Detail: Pipe Railing Attachment

Drawn by: KAB

Checked by: AL

Scale: NTS

Revision #: 00

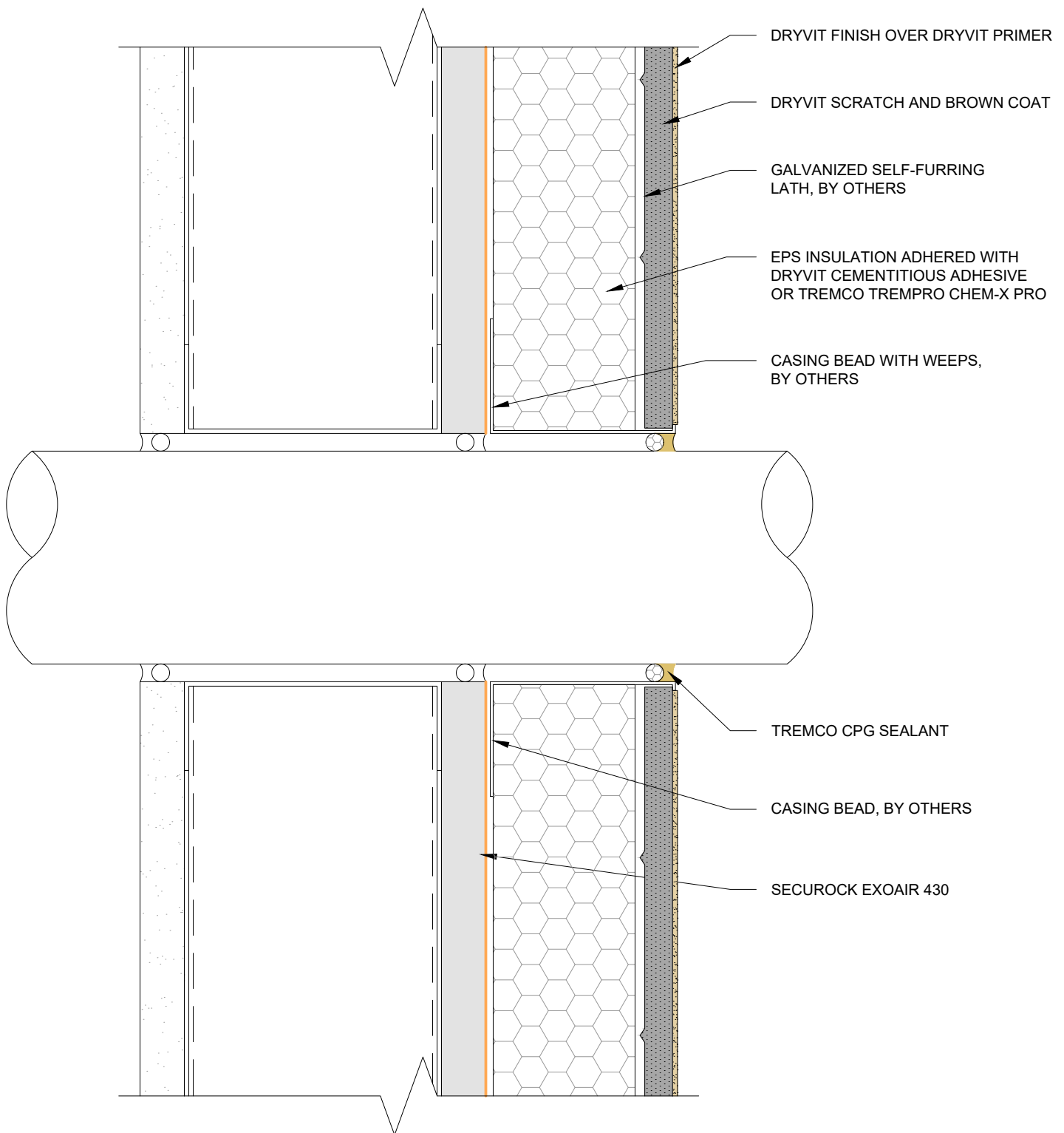
Revised by: -

Date: 1/17/2025

www.tremcocpg.com

File Name:

SCTC-CI-SE430-14



This detail is for general informational purposes, only. The project design professional determines, in its sole discretion, whether this detail or a functionally equivalent detail is best suited for the project with respect to any architecture, engineering, and design requirements, including any local building code requirements. If this document is not reviewed and the product is not approved for use by a licensed design professional, the customer agrees that the detail may contain substantive flaws requiring correction, and hereby releases Tremco CPG Inc. and USG from any and all liability related to the design and installation of the product. This detail is subject to change without notice. Contact Tremco and USG to ensure you have the most recent version.

StucCoat 3-Coat with Continuous Insulation and Securock ExoAir 430

Detail: Penetration

Drawn by: KAB

Checked by: AL

Scale: 6" = 1'-0"

Revision #: 00

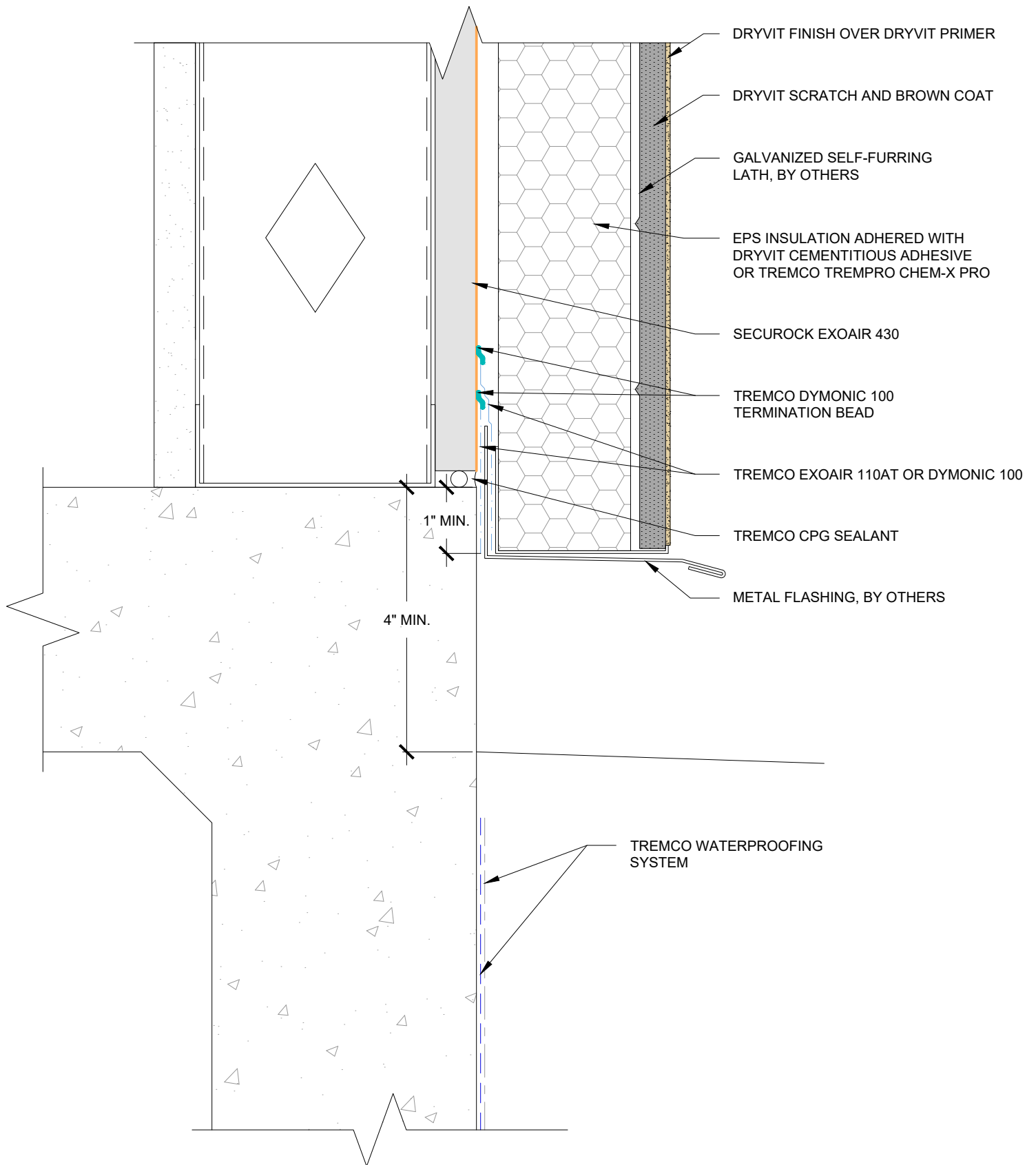
Revised by: -

Date: 1/17/2025

www.tremcocpg.com

File Name:

SCTC-CI-SE430-15



This detail is for general informational purposes only. The project design professional determines, in its sole discretion, whether this detail or a functionally equivalent detail is best suited for the project with respect to any architecture, engineering, and design requirements, including any local building code requirements. If this document is not reviewed and the product is not approved for use by a licensed design professional, the customer agrees that the detail may contain substantive flaws requiring correction, and hereby releases Tremco CPG Inc. and USG from any and all liability related to the design and installation of the product. This detail is subject to change without notice. Contact Tremco and USG to ensure you have the most recent version.

StucCoat 3-Coat with Continuous Insulation and Securock ExoAir 430

Detail: Termination at Concrete Foundation

Drawn by: KAB

Checked by: AL

Scale: 6" = 1'-0"

Revision #: 00

Revised by: -

Date: 1/17/2025

File Name:

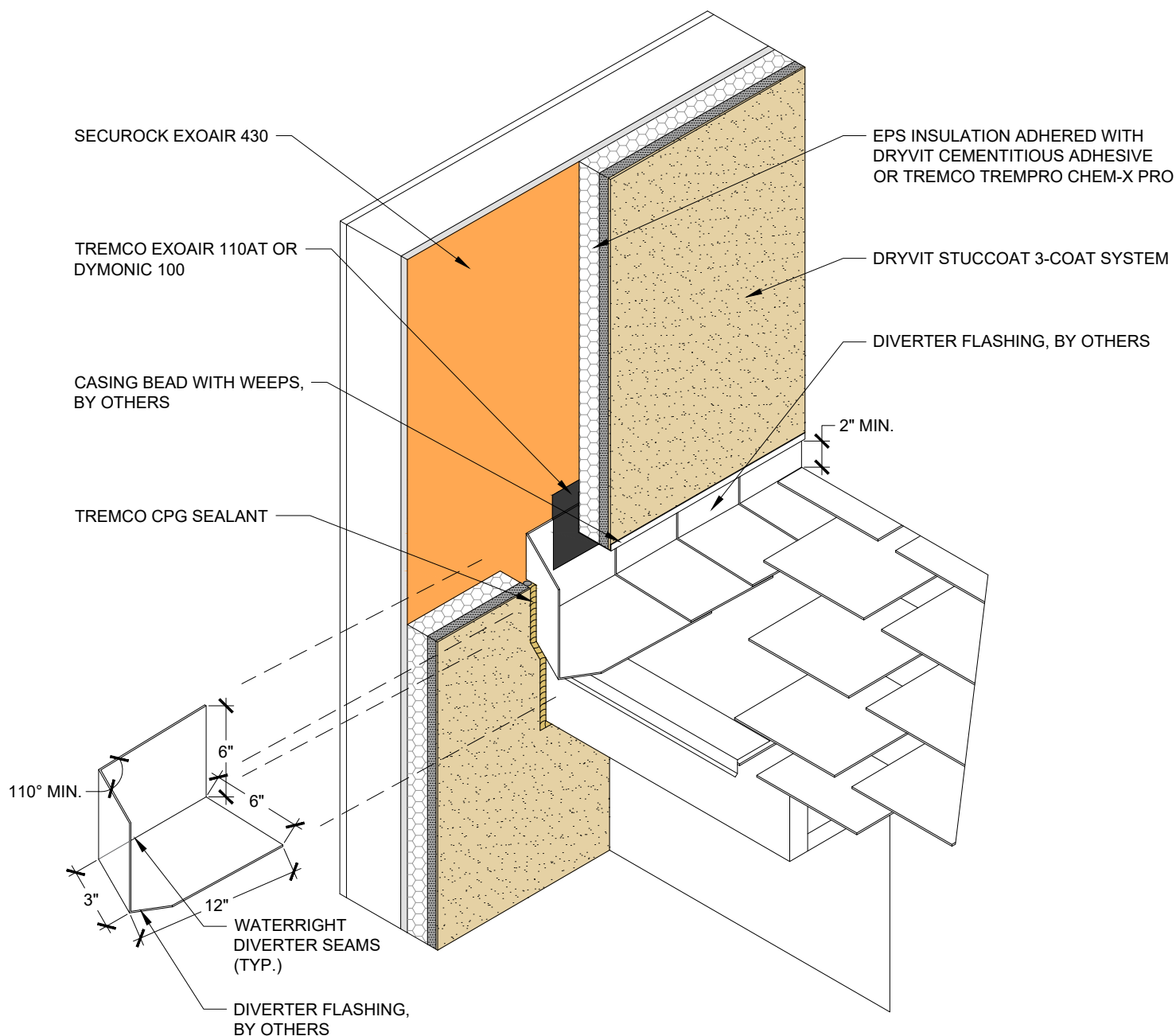
SCTC-CI-SE430-16

USG | **TREMCO**
SECUROCK® EXOAIR® 430

Technical Support: 866-209-2404

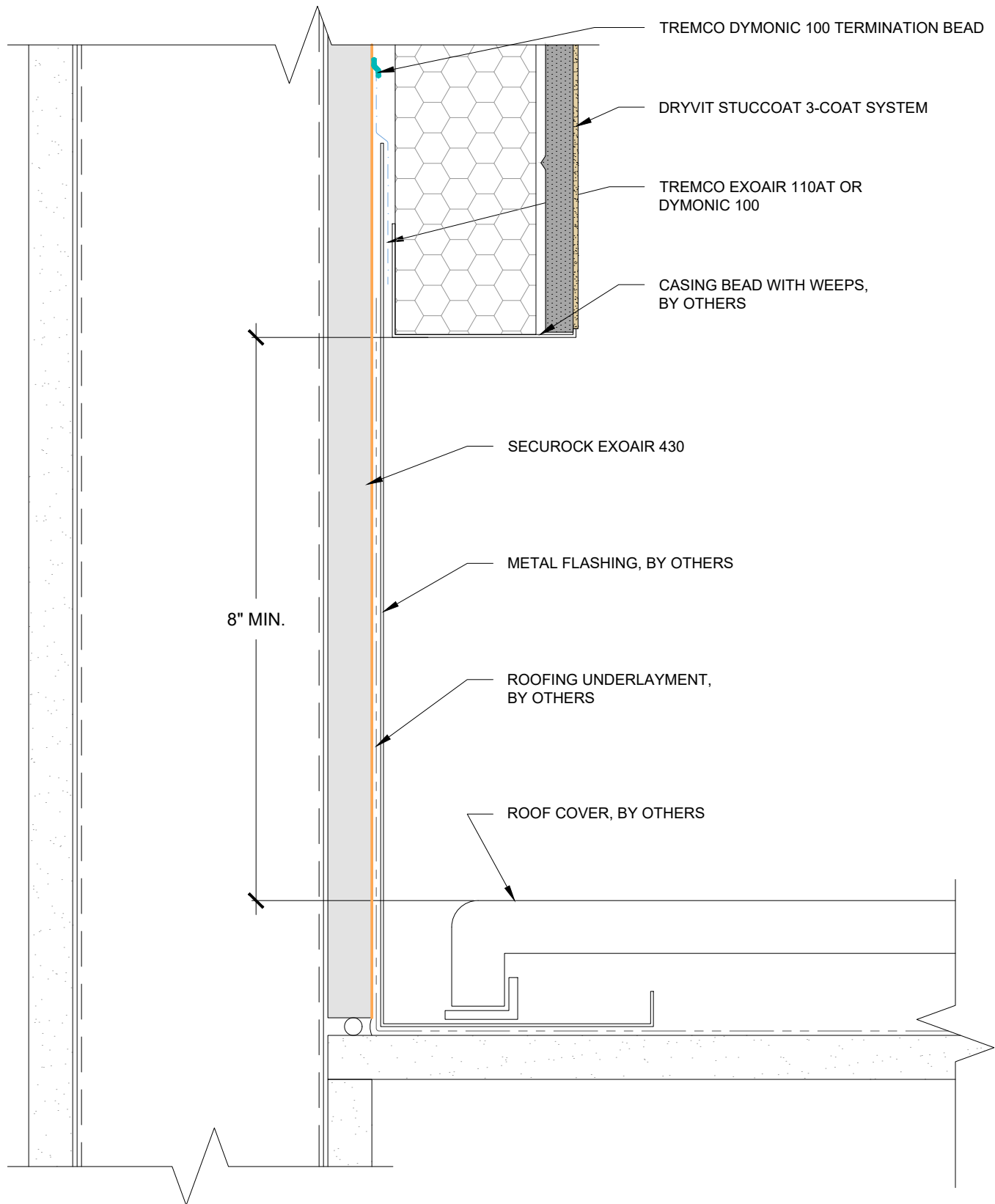
www.tremcocpg.com

TREMCO
 Construction Products Group



This detail is for general informational purposes, only. The project design professional determines, in its sole discretion, whether this detail or a functionally equivalent detail is best suited for the project with respect to any architecture, engineering, and design requirements, including any local building code requirements. If this document is not reviewed and the product is not approved for use by a licensed design professional, the customer agrees that the detail may contain substantive flaws requiring correction, and hereby releases Tremco CPG Inc. and USG from any and all liability related to the design and installation of the product. This detail is subject to change without notice. Contact Tremco and USG to ensure you have the most recent version.

StucCoat 3-Coat with Continuous Insulation and Securock ExoAir 430



This detail is for general informational purposes, only. The project design professional determines, in its sole discretion, whether this detail or a functionally equivalent detail is best suited for the project with respect to any architecture, engineering, and design requirements, including any local building code requirements. If this document is not reviewed and the product is not approved for use by a licensed design professional, the customer agrees that the detail may contain substantive flaws requiring correction, and hereby releases Tremco CPG Inc. and USG from any and all liability related to the design and installation of the product. This detail is subject to change without notice. Contact Tremco and USG to ensure you have the most recent version.

StucCoat 3-Coat with Continuous Insulation and Securock ExoAir 430

Detail: Termination at Roof/Wall Intersection - Flat Roof

File Name:

Drawn by: KAB

Checked by: AL

Scale: 6" = 1'-0"

SCTC-CI-SE430-18

Revision #: 00

Revised by: -

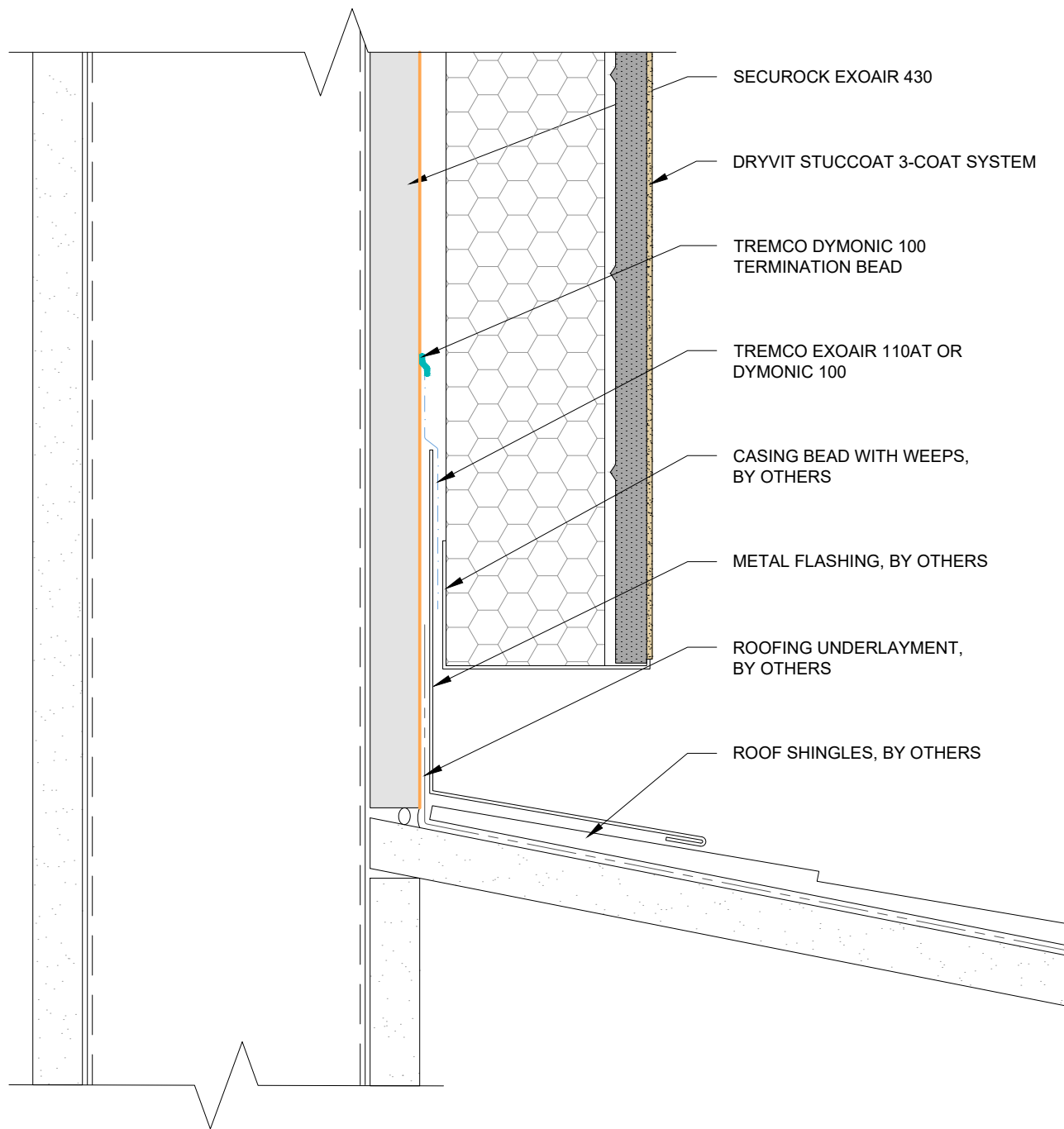
Date: 1/17/2025

www.tremcocpg.com

USG | **TREMCO**
SECUROCK® EXOAIR® 430

Technical Support: 866-209-2404

TREMCO
Construction Products Group



This detail is for general informational purposes, only. The project design professional determines, in its sole discretion, whether this detail or a functionally equivalent detail is best suited for the project with respect to any architecture, engineering, and design requirements, including any local building code requirements. If this document is not reviewed and the product is not approved for use by a licensed design professional, the customer agrees that the detail may contain substantive flaws requiring correction, and hereby releases Tremco CPG Inc. and USG from any and all liability related to the design and installation of the product. This detail is subject to change without notice. Contact Tremco and USG to ensure you have the most recent version.

StucCoat 3-Coat with Continuous Insulation and Securock ExoAir 430

Detail: Termination at Roof/Wall Intersection - Shingled Roof

File Name:

Drawn by: KAB

Checked by: AL

Scale: 6" = 1'-0"

SCTC-CI-SE430-19

Revision #: 00

Revised by: -

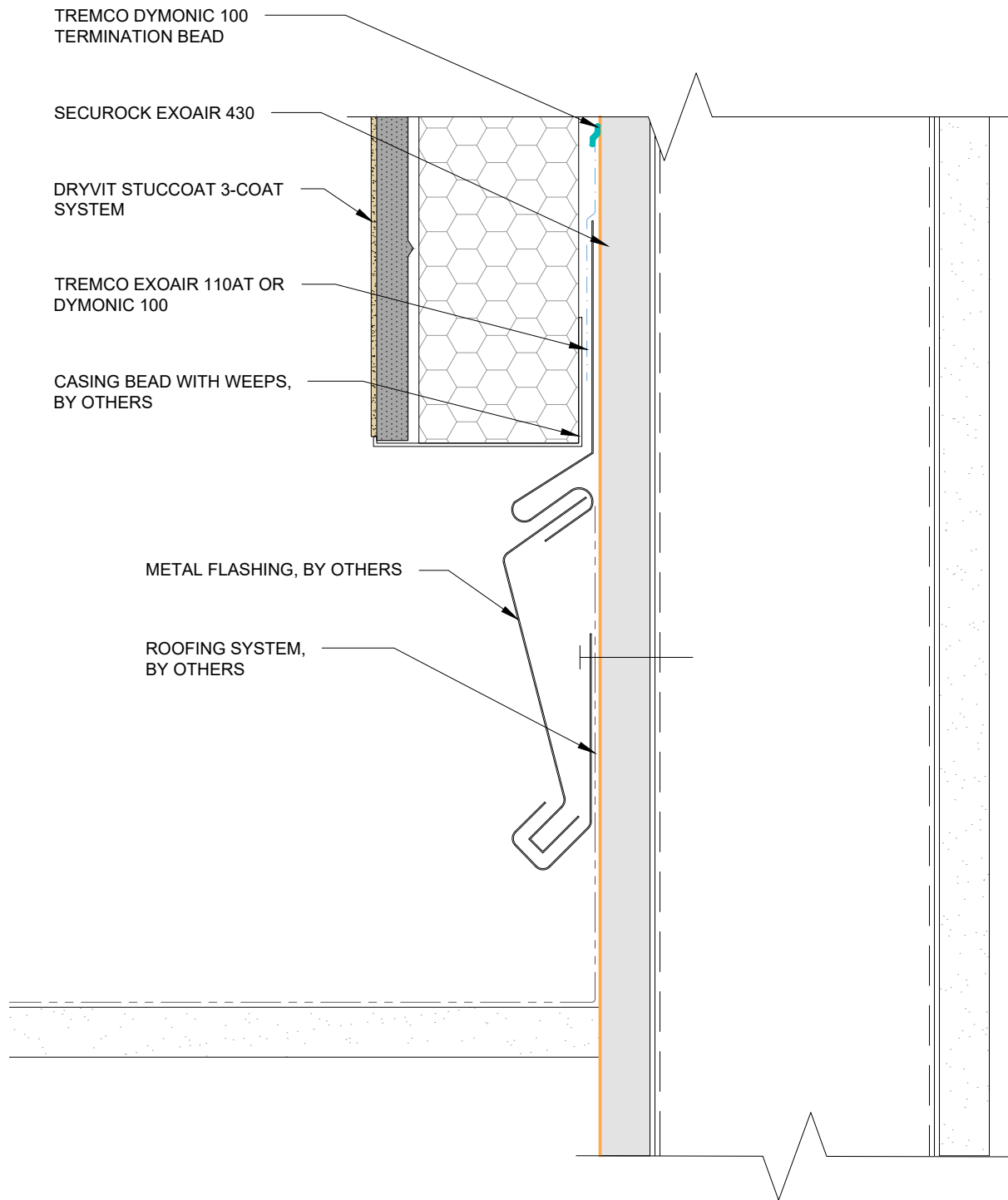
Date: 1/17/2025

www.tremcocpg.com

USG | **TREMCO**
SECUROCK® EXOAIR® 430

Technical Support: 866-209-2404

TREMCO
 Construction Products Group



This detail is for general informational purposes, only. The project design professional determines, in its sole discretion, whether this detail or a functionally equivalent detail is best suited for the project with respect to any architecture, engineering, and design requirements, including any local building code requirements. If this document is not reviewed and the product is not approved for use by a licensed design professional, the customer agrees that the detail may contain substantive flaws requiring correction, and hereby releases Tremco CPG Inc. and USG from any and all liability related to the design and installation of the product. This detail is subject to change without notice. Contact Tremco and USG to ensure you have the most recent version.

StucCoat 3-Coat with Continuous Insulation and Securock ExoAir 430

Detail: Termination at Parapet/Wall Intersection

File Name:

Drawn by: KAB

Checked by: AL

Scale: 6" = 1'-0"

SCTC-CI-SE430-20

Revision #: 00

Revised by: -

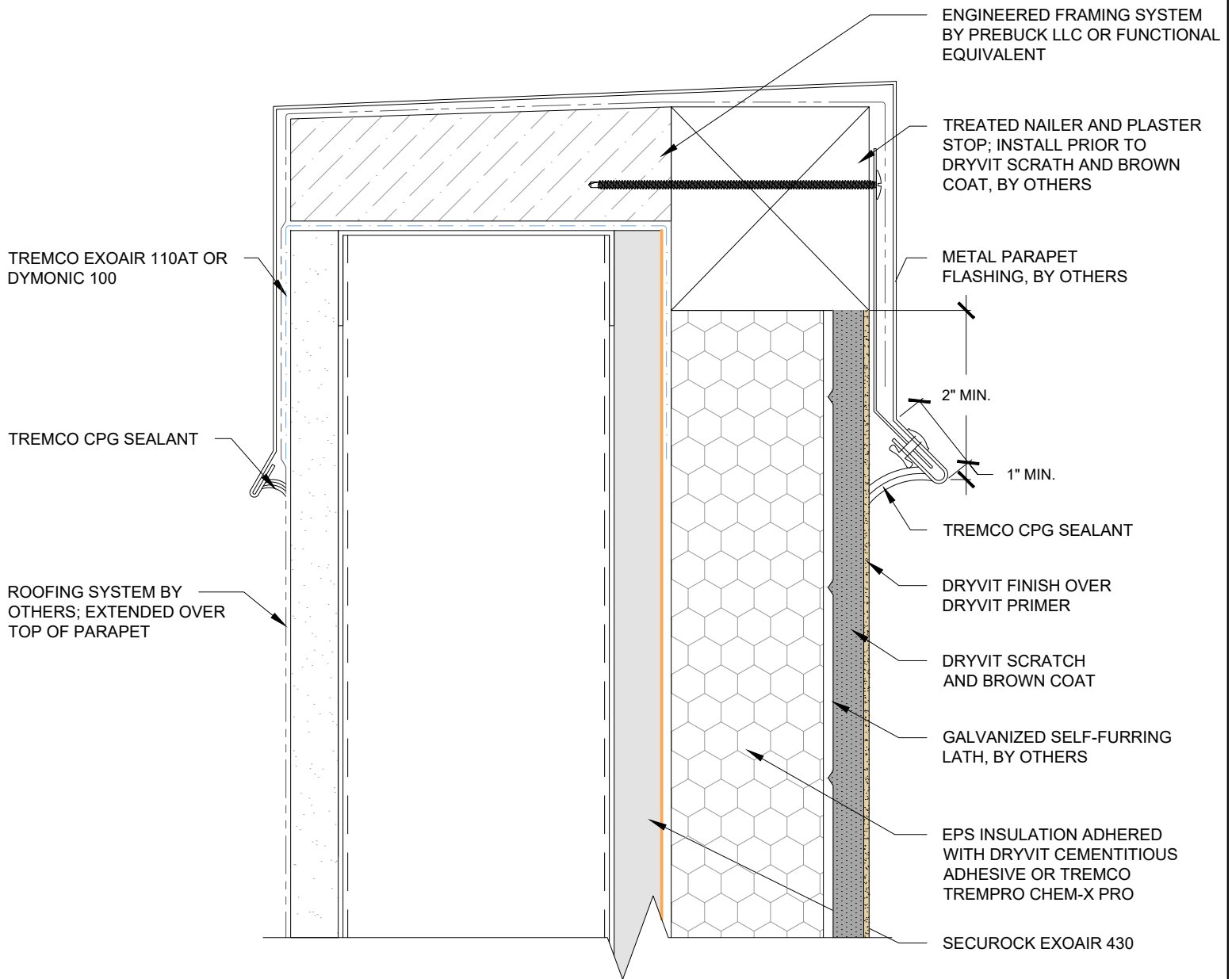
Date: 1/17/2025

www.tremcocpg.com

USG | **TREMCO**
SECUROCK® EXOAIR® 430

Technical Support: 866-209-2404

TREMCO
Construction Products Group



This detail is for general informational purposes, only. The project design professional determines, in its sole discretion, whether this detail or a functionally equivalent detail is best suited for the project with respect to any architecture, engineering, and design requirements, including any local building code requirements. If this document is not reviewed and the product is not approved for use by a licensed design professional, the customer agrees that the detail may contain substantive flaws requiring correction, and hereby releases Tremco CPG Inc. and USG from any and all liability related to the design and installation of the product. This detail is subject to change without notice. Contact Tremco and USG to ensure you have the most recent version.

StucCoat 3-Coat with Continuous Insulation and Securock ExoAir 430

Detail: Parapet Flashing

Drawn by: KAB

Checked by: 6" = 1'-0"

Scale: NTS

Revision #: 00

Revised by: -

Date: 1/17/2025

File Name:

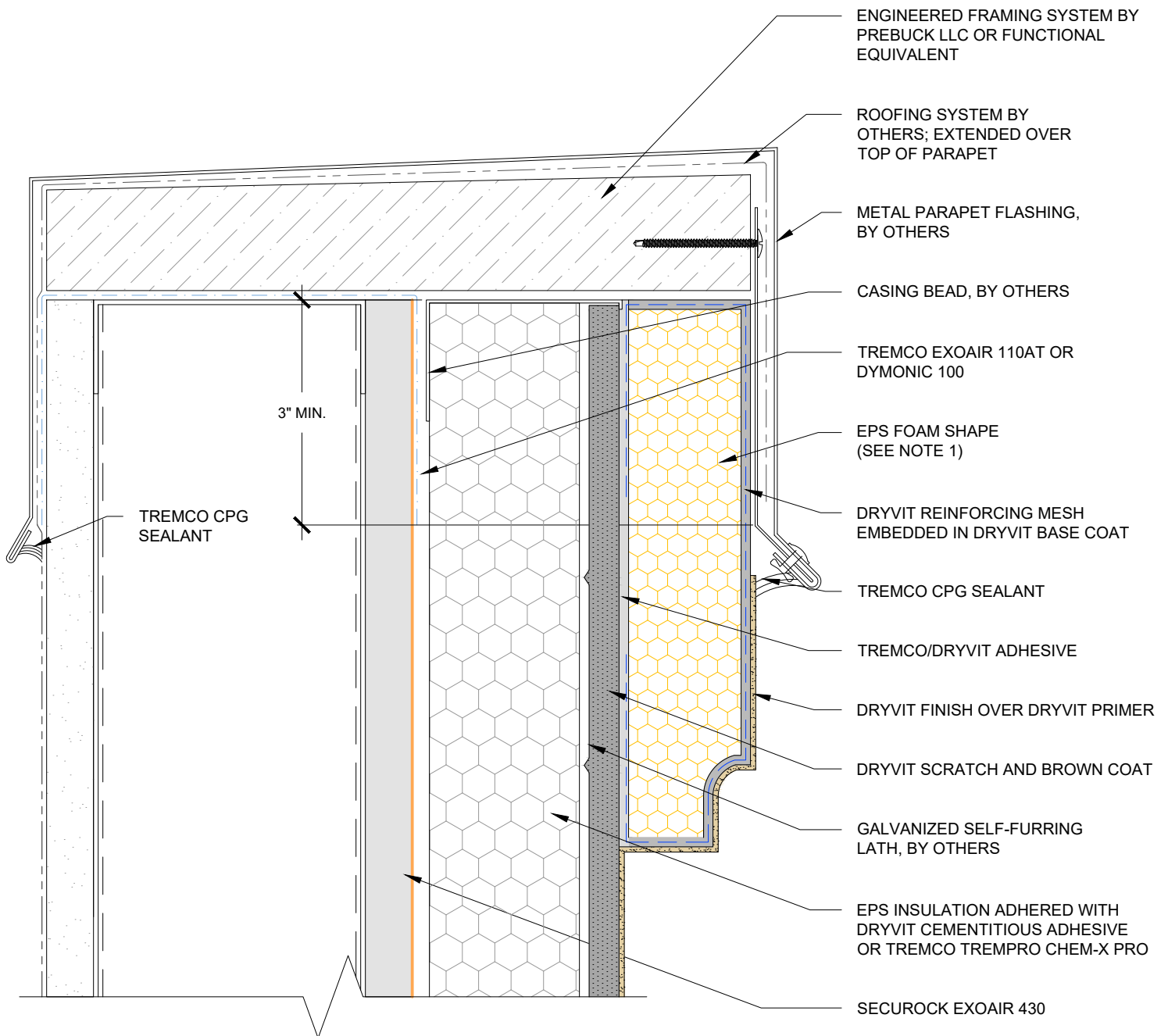
SCTC-CI-SE430-21

USG | **TREMCO**
SECUROCK® EXOAIR® 430

Technical Support: 866-209-2404

www.tremcocpg.com

TREMCO
Construction Products Group



NOTES:
1. REFERENCE DS854 FOR APPLICATION OF FOAM SHAPES.

This detail is for general informational purposes, only. The project design professional determines, in its sole discretion, whether this detail or a functionally equivalent detail is best suited for the project with respect to any architecture, engineering, and design requirements, including any local building code requirements. If this document is not reviewed and the product is not approved for use by a licensed design professional, the customer agrees that the detail may contain substantive flaws requiring correction, and hereby releases Tremco CPG Inc. and USG from any and all liability related to the design and installation of the product. This detail is subject to change without notice. Contact Tremco and USG to ensure you have the most recent version.

StucCoat 3-Coat with Continuous Insulation and Securock ExoAir 430

Detail: EPS Cornice

Drawn by: KAB

Checked by: 6" = 1'-0"

Scale: NTS

Revision #: 00

Revised by: -

Date: 1/17/2025

File Name:

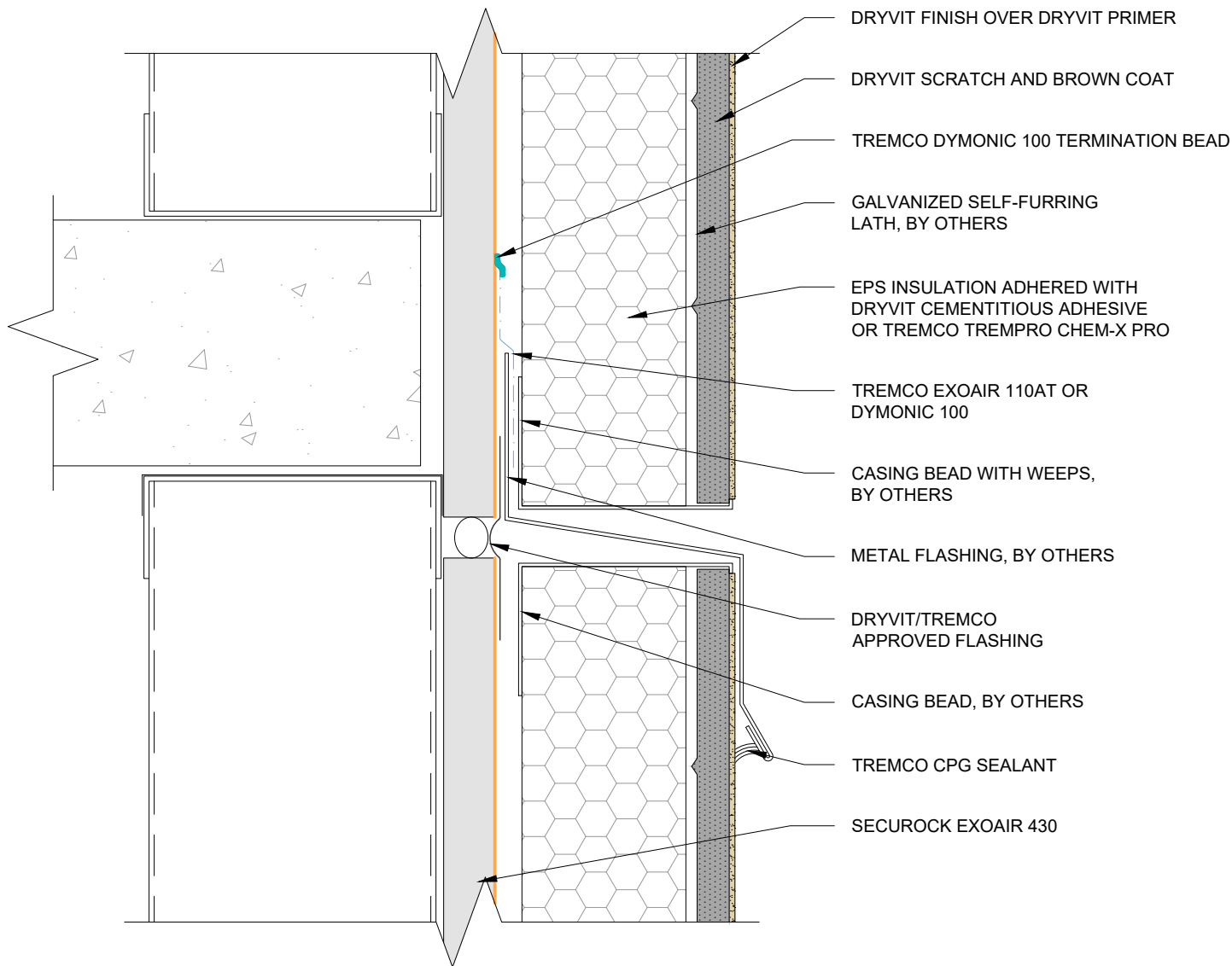
SCTC-CI-SE430-22

USG | **TREMCO**
SECUROCK® EXOAIR® 430

Technical Support: 866-209-2404



www.tremcocpg.com

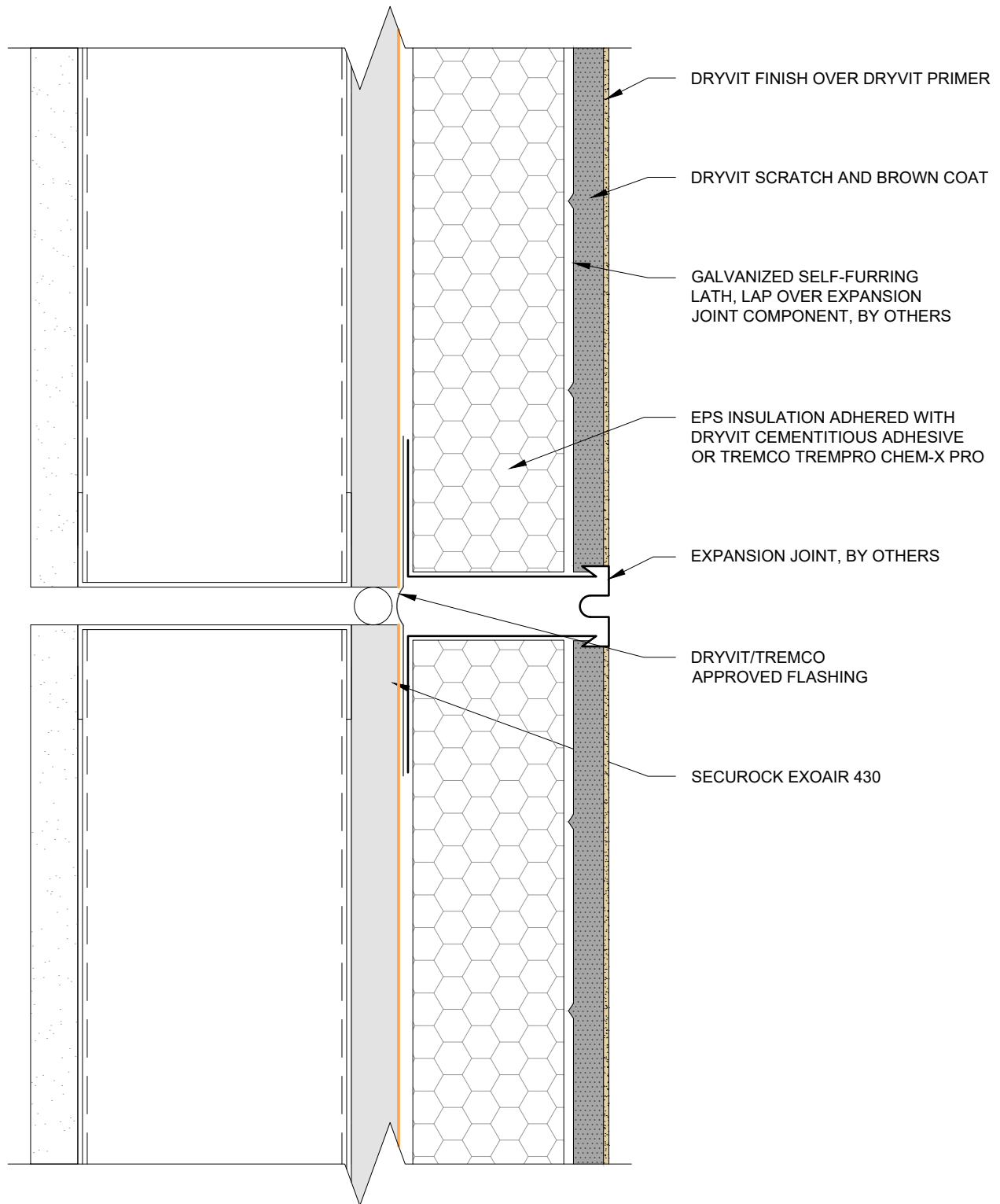
TREMCO
Construction Products Group



This detail is for general informational purposes only. The project design professional determines, in its sole discretion, whether this detail or a functionally equivalent detail is best suited for the project with respect to any architecture, engineering, and design requirements, including any local building code requirements. If this document is not reviewed and the product is not approved for use by a licensed design professional, the customer agrees that the detail may contain substantive flaws requiring correction, and hereby releases Tremco CPG Inc. and USG from any and all liability related to the design and installation of the product. This detail is subject to change without notice. Contact Tremco and USG to ensure you have the most recent version.

StucCoat 3-Coat with Continuous Insulation and Securock ExoAir 430

<div> SECUROCK® EXOAIR® 430 <small>Technical Support: 866-209-2404</small></div>	Detail: Horizontal Flashing and Expansion Joint			File Name:
	Drawn by: KAB	Checked by: 6" = 1'-0"	Scale: NTS	SCTC-CI-SE430-23
	Revision #: 00	Revised by: -	Date: 1/17/2025	
	www.tremcocpg.com			
	<div> <i>Construction Products Group</i></div>			



This detail is for general informational purposes only. The project design professional determines, in its sole discretion, whether this detail or a functionally equivalent detail is best suited for the project with respect to any architecture, engineering, and design requirements, including any local building code requirements. If this document is not reviewed and the product is not approved for use by a licensed design professional, the customer agrees that the detail may contain substantive flaws requiring correction, and hereby releases Tremco CPG Inc. and USG from any and all liability related to the design and installation of the product. This detail is subject to change without notice. Contact Tremco and USG to ensure you have the most recent version.

StucCoat 3-Coat with Continuous Insulation and Securock ExoAir 430

Detail: Horizontal Expansion Joint

Drawn by: KAB

Checked by: 6" = 1'-0"

Scale: NTS

Revision #: 00

Revised by: -

Date: 1/17/2025

File Name:

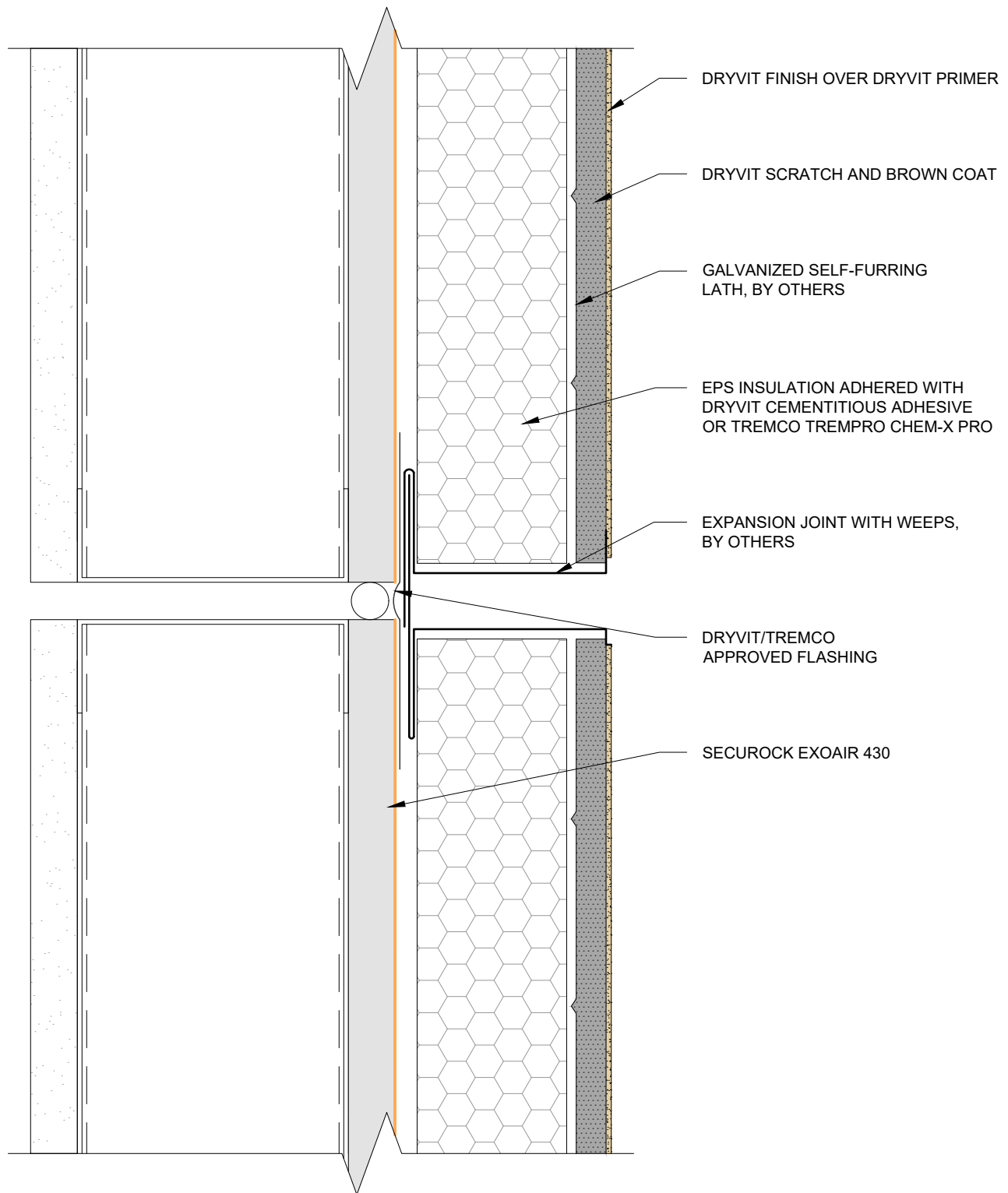
SCTC-CI-SE430-24

USG | **TREMCO**
SECUROCK® EXOAIR® 430

Technical Support: 866-209-2404

www.tremcocpg.com

TREMCO
Construction Products Group



This detail is for general informational purposes, only. The project design professional determines, in its sole discretion, whether this detail or a functionally equivalent detail is best suited for the project with respect to any architecture, engineering, and design requirements, including any local building code requirements. If this document is not reviewed and the product is not approved for use by a licensed design professional, the customer agrees that the detail may contain substantive flaws requiring correction, and hereby releases Tremco CPG Inc. and USG from any and all liability related to the design and installation of the product. This detail is subject to change without notice. Contact Tremco and USG to ensure you have the most recent version.

StucCoat 3-Coat with Continuous Insulation and Securock ExoAir 430

Detail: Two Piece Horizontal Expansion Joint

Drawn by: KAB

Checked by: 6" = 1'-0"

Scale: NTS

Revision #: 00

Revised by: -

Date: 1/17/2025

File Name:

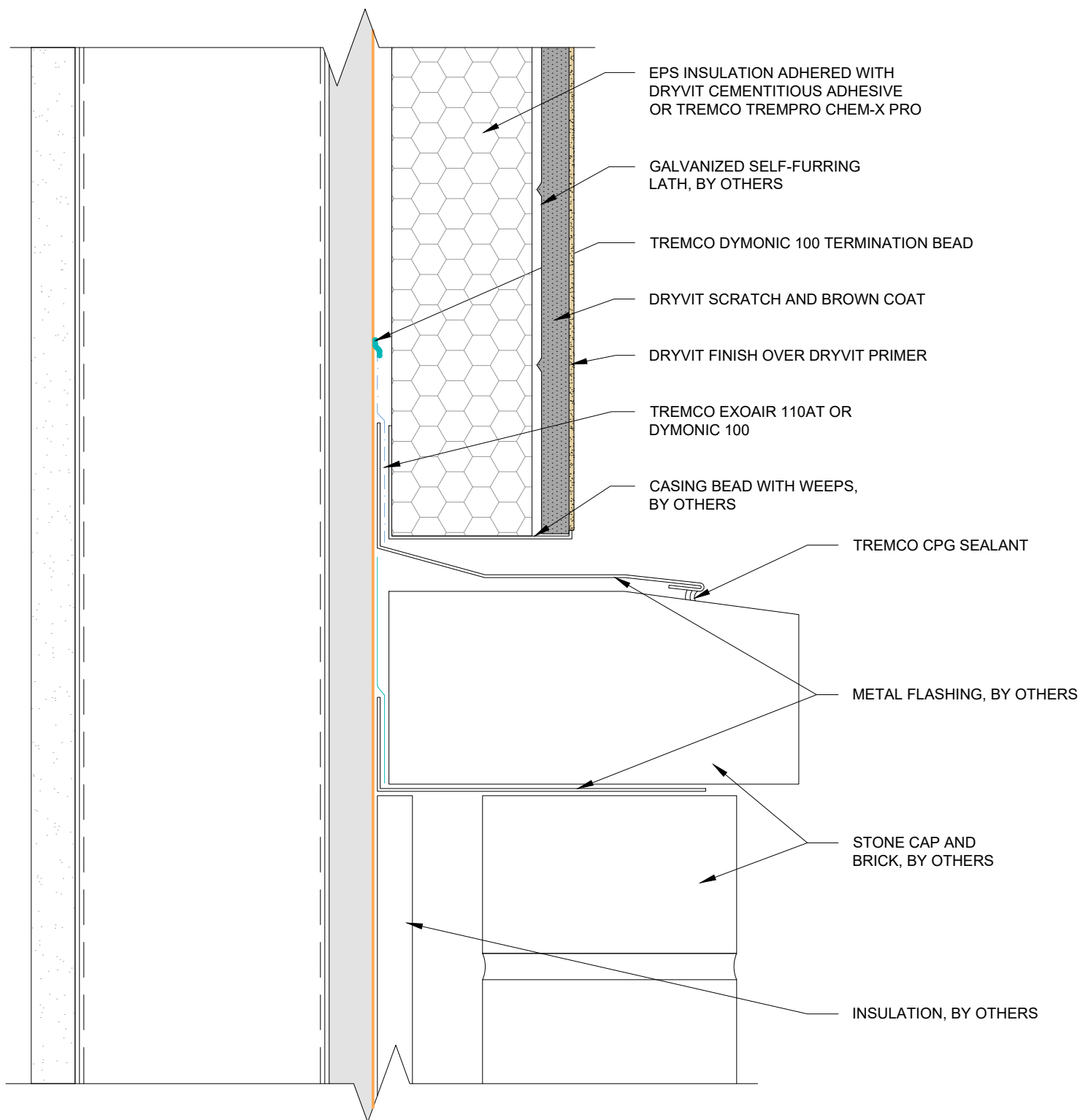
SCTC-CI-SE430-25

USG | **TREMCO**
SECUROCK® EXOAIR® 430

Technical Support: 866-209-2404

www.tremcocpg.com

TREMCO
Construction Products Group



This detail is for general informational purposes only. The project design professional determines, in its sole discretion, whether this detail or a functionally equivalent detail is best suited for the project with respect to any architecture, engineering, and design requirements, including any local building code requirements. If this document is not reviewed and the product is not approved for use by a licensed design professional, the customer agrees that the detail may contain substantive flaws requiring correction, and hereby releases Tremco CPG Inc. and USG from any and all liability related to the design and installation of the product. This detail is subject to change without notice. Contact Tremco and USG to ensure you have the most recent version.

StucCoat 3-Coat with Continuous Insulation and Securock ExoAir 430

Detail: Horizontal Termination at Brick Wall

Drawn by: KAB

Checked by: 6" = 1'-0"

Scale: NTS

Revision #: 00

Revised by: -

Date: 1/17/2025

File Name:

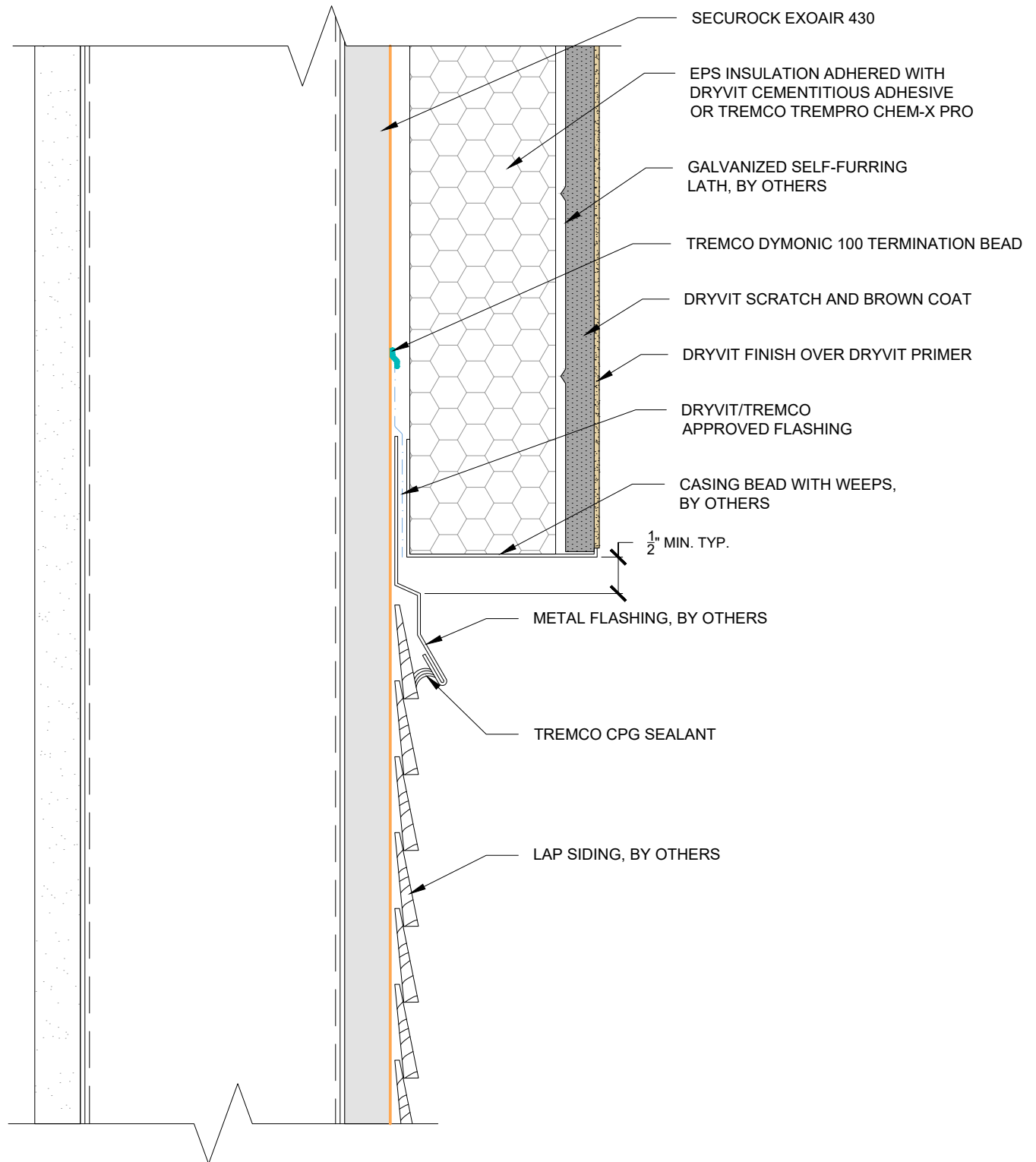
SCTC-CI-SE430-26

USG | **TREMCO**
SECUROCK® EXOAIR® 430

Technical Support: 866-209-2404

www.tremcocpg.com

TREMCO
Construction Products Group



This detail is for general informational purposes, only. The project design professional determines, in its sole discretion, whether this detail or a functionally equivalent detail is best suited for the project with respect to any architecture, engineering, and design requirements, including any local building code requirements. If this document is not reviewed and the product is not approved for use by a licensed design professional, the customer agrees that the detail may contain substantive flaws requiring correction, and hereby releases Tremco CPG Inc. and USG from any and all liability related to the design and installation of the product. This detail is subject to change without notice. Contact Tremco and USG to ensure you have the most recent version.

StucCoat 3-Coat with Continuous Insulation and Securock ExoAir 430

Detail: Horizontal Termination at Lap Siding

Drawn by: KAB

Checked by: 6" = 1'-0"

Scale: NTS

Revision #: 00

Revised by: -

Date: 1/17/2025

File Name:

SCTC-CI-SE430-27

USG | **TREMCO**
SECUROCK® EXOAIR® 430

Technical Support: 866-209-2404

www.tremcocpg.com

TREMCO
Construction Products Group